



# International Journal of Innovation, Creativity and Change

(Print) ISSN 2201-1315  
(Online) ISSN 2201-1323



Date: 2 November 2019  
Ref.: Regular\_ [IJICC\_2019\_1168]

Dear authors,

**Bob Foster<sup>1,\*</sup> and Muhamad Deni Johansyah<sup>2</sup>**

<sup>1</sup>University of Business and Informatics Indonesia  
Jl. Soekarno-Hatta No.643, Sukapura, Kiaracondong, Bandung City, West Java 40285, Indonesia

<sup>2</sup>Department of Mathematics, Faculty of Mathematics and Natural Sciences, Universitas Padjadjaran  
Jl. Raya Bandung-Sumedang Km 21, Jatinangor, Sumedang, Jawa Barat 45363, Indonesia

<sup>1</sup>Email: [bobriset@unibi.ac.id](mailto:bobriset@unibi.ac.id)


<sup>2</sup>Email: [muhamad.deni@unpad.ac.id](mailto:muhamad.deni@unpad.ac.id)

It's my pleasure to inform you that, after the peer review, your paper "*EWOW'S Strength on Brand Image and Brand Trust and its' Impact on Interest to Buy iPhone Smartphone Products*" has been ACCEPTED to publish in our journal namely ***International Journal of Innovation, Creativity and Change***, ISSN: 2201-1315. It will be published in the ***Regular Issue of December 2019***. I believe that our collaboration will help to accelerate the global knowledge creation and sharing one step further. Please do not hesitate to contact me if you have any further questions.

Sincerely,

Managing Editor

**International Journal of Innovation, Creativity and Change**



1 of 1









## Document type

Article

## Source type

Journal

## ISSN

22011315

View more *International Journal of Innovation, Creativity and Change* • Volume 9, Issue 12,

Pages 79 - 93 • 2019

# EWOW'S strength on brand image and brand trust and its' impact on interest to buy iphone smartphone products

Foster B.<sup>a</sup> , Johansyah M.D.<sup>b</sup> 
 Save all to author list
<sup>a</sup> University of Business and Informatics Indonesia, Jl. Soekarno-Hatta No.643, Sukapura, Kiaracondong, Bandung City, West Java, 40285, Indonesia<sup>b</sup> Department of Mathematics, Faculty of Mathematics and Natural Sciences, Universitas Padjadjaran, Jl. Raya Bandung-Sumedang Km 21, Jatinangor, Sumedang, Jawa Barat, 45363, Indonesia

22

Views count View all metrics 

## Abstract

Author keywords

SciVal Topics

Metrics

## Abstract





At the present time, electronic word of mouth, brand image, and brand trust are variables that are prioritized in the smartphone business competition. Increasing new smartphone vendors and creating smartphone products with advantages over other brands will cause consumers to recognize products according to their needs. This study aims to analyze the power of eWOM on brand image and brand trust and its impact on iphone smartphone buying interest among students. This research uses descriptive method and PLS path analysis. The population in this research was Widyatama University students with sample collection using an iteration formula. The study samples were 116 respondents. The results of this study explain that eWOM affects the brand image and brand trust by 16.9% and 11.4% respectively and the remaining influence is due to other variables not examined in this study. EWOM affected purchase interest by 32.4% and brand image and brand trust cannot be used as mediating variables because indirectly these variable do not affect buying interest. © 2019 Primrose Hall Publishing Group.

## Author keywords

Brand image; Brand trust; Buying interest; EWOM

SciVal Topics Metrics 

References (18)

View in search results format 
 All
 



 Create bibliography

 1 Al-Halbusi, H., Tehseen, S. The Effect of Electronic Word-Of-Mouth (EWOM) On Brand Imageand PurchaseIntention:AConceptualPaper (2018) *Socio Economic Challenges*, 2 (3), pp. 83-94. Cited 6 times. 2018

 2 Anastasiei, B., Dospinescu, N. [Electronic word-of-mouth for online retailers: Predictors of volume and valence](#) (Open Access) (2019) *Sustainability (Switzerland)*, 11 (3), art. no. 814. Cited 17 times. <https://www.mdpi.com/2071-1050/11/3/814/pdf> doi: 10.3390/su11030814 [View at Publisher](#)
 3 Arumsari, R., Ariyanti, M. The Effect of Electronic Word of Mouth, Brand Image, Customer Trust and Customer Satisfaction Towards Repurchase Intention at PT. GO-JEK Indonesia (2017) *International Journal of Science and Research (IJSR)*, 6 (7), pp. 1732-1737. July 2017

 4 (2013) *Research Methods for Business: A skill Building Approach*. Cited 7000 times. 5th Edition, New York: JohnWiley and Sons

 5 Cynthiadewi, P.R., Hatammimi, J. The Influence of Electronic Word of Mouth Toward Brand Image and Purchase Intention of 13th Shoes (2014) *Proceeding, International Conference on Economics, Education and Humanities (ICEEH'14)*, pp. 66-70. Cited 2 times. Dec. 10-11, 2014 Bali (Indonesia)

 6 Gensler, S., Völckner, F., Liu-Thompkins, Y., Wiertz, C. [Managing brands in the social media environment](#) (Open Access) (2013) *Journal of Interactive Marketing*, 27 (4), pp. 242-256. Cited 395 times. doi: 10.1016/j.intmar.2013.09.004 [View at Publisher](#)
 7 Gunawan, A., Diana, B., Muchardie, B.G., Sitingjak, M.F. The effect of involvement and electronic word of mouth (eWOM) on brand image and its impact on consumers brand switching of mamypoko (2016) *International Journal of Economics and Management*, 10 (SpecialIssue1), pp. 19-31. Cited 10 times. [http://econ.upm.edu.my/ijem/prev\\_issue.htm](http://econ.upm.edu.my/ijem/prev_issue.htm)
 8 Hasan, H., Ejaz, N. [Testing for differences across genders: Evidence from ultimatum game](#) (Open Access) (2018) *Pakistan Development Review*, 57 (3), pp. 333-349. Cited 3 times. <http://www.thepdr.pk/pdr/index.php/pdr/issue/archive> doi: 10.30541/v57i3pp.333-349 [View at Publisher](#)
 9 Jalilvand, M.R., Samiei, N. [The effect of electronic word of mouth on brand image and purchase intention: An empirical study in the automobile industry in Iran](#) (2012) *Marketing Intelligence and Planning*, 30 (4), pp. 460-476. Cited 231 times. doi: 10.1108/02634501211231946 [View at Publisher](#)
 10 Jansen, B.J., Zhang, M., Sobel, K., Chowdury, A. [Twitter power: Tweets as electronic word of mouth](#) (2009) *Journal of the American Society for Information Science and Technology*, 60 (11), pp. 2169-2188. Cited 1336 times. <http://www3.interscience.wiley.com.ezproxy.umt.edu.my/cgi-bin/fulltext/122467185/PDFSTART> doi: 10.1002/jasi.21149 [View at Publisher](#)
 11 Kala, D., Chaubey, D.S. Impact of Electronic Word of Mouth on Brand Image and Purchase Intention towards Lifestyle Products in India (2018) *Pacific Business Review International*, 10 (9), pp. 135-144. Cited 8 times. March 2018

 12 Khan, K., Ali, M. Impact of Electronic Word of Mouth on Consumer Purchase Intention in Footwear Industry of Pakistan (2017) *Arabian Journal of Business and Management Review (Kuwait Chapter)*, 6 (12), pp. 52-63. Cited 2 times. 2017

 13 Lin, C., Wu, Y.S., Chen, J.C.V. Electronic Word-of-Mouth: The Moderating Roles of Product Involvement and Brand Image (2013) *Proceedings of International Conference on Technology Innovation and Industrial Management*, pp. 29-47. Cited 29 times. 29-31 May 2013, Puket, Thailand

 14 Luong, D.B., Vo, T.H.G., Le, K.H. The impact of Electronic Word of Mouth on Brand image and Buying Decision: An Empirical Study in Vietnam Tourism (2017) *International Journal of Research Studies in Management*, 6 (1), pp. 53-63. Cited 4 times. 2017

 15 Petek, N., Ruzzier, M.K. Brand Identity Development and the Role of Marketing Communications: Brand Experts' View (2013) *Managing Global Transitions*, 11 (1), pp. 61-78. Cited 6 times. 2013

 16 Pratiwi, D.M., Saerang, T., Tumewu, F. The Influence of Brand Image, Brand Trust and Customer Satisfaction on Brand Loyalty (Case Of Samsung Smartphone) (2015) *Jurnal Berkala Ilmiah Efsiensi*, 15 (5), pp. 377-385. Cited 3 times. Tahun 2015

 17 (2007) *Consumer behavior (PerilakuKonsumen)* Second Edition. Jakarta: PT. IndeksGramedia

 18 Tariq, M., Abbas, T., Abrar, M., Iqbal, A. EWOM and brand awareness impact on consumer purchase intention: Mediating role of brand image (2017) *Pakistan Administrative Review*, 1 (1), pp. 84-102. Cited 12 times. <https://nbn-resolving.org/urn:nbn:de:0168-ssoar-51876-8>
 19 (2019) *Journal of Business and Management*, 15 (3), pp. 1-10. Cited 1 times. 2019

 20 (2019) *Journal of Business and Management*, 15 (3), pp. 1-10. Cited 1 times. 2019

 21 (2019) *Journal of Business and Management*, 15 (3), pp. 1-10. Cited 1 times. 2019

 22 (2019) *Journal of Business and Management*, 15 (3), pp. 1-10. Cited 1 times. 2019

 23 (2019) *Journal of Business and Management*, 15 (3), pp. 1-10. Cited 1 times. 2019

 24 (2019) *Journal of Business and Management*, 15 (3), pp. 1-10. Cited 1 times. 2019

 25 (2019) *Journal of Business and Management*, 15 (3), pp. 1-10. Cited 1 times. 2019

Cited by 0 documents

Inform me when this document is cited in Scopus:

## Related documents

[Influence of electronic word of mouth eWOM on purchase intention](#)

 Sulthana, A.N., Vasantha, S. (2019) *International Journal of Scientific and Technology Research*
[Review consensus effects on e-wom and consumer goods e-purchase satisfaction: Evidence from Vietnam](#)

 Cuong, P.H. (2020) *Journal of Advanced Research in Law and Economics*
[How Electronic Word of Mount \(E-Wom\) Affects Purchase Intention with Brand Image As A Mediation Variable: Case of Xiaomi Smartphone in Student](#)

 Putra, T.R.I., Ridwan, Kalvin, M. (2020) *Journal of Physics: Conference Series*
[View all related documents based on references](#)

Find more related documents in Scopus based on:

[Authors](#) > [Keywords](#) >

1 of 1

 Top of page

## About Scopus

[What is Scopus](#)[Content coverage](#)[Scopus blog](#)[Scopus API](#)[Privacy matters](#)

## Language

[日本語に切り替える](#)[切换到简体中文](#)[切换到繁體中文](#)[Русский язык](#)

## Customer Service

[Help](#)[Contact us](#)

## LINK TO SCIMAGOJR.COM

<https://www.scimagojr.com/journalsearch.php?q=21100819610&tip=sid&clean=>


International Journal of Innovation, Creativity and Change <https://www.scimagojr.com/journalsearch.php?q=21100819610&tip=sid...>

also developed by scimago:  SCIMAGO INSTITUTIONS RANKINGS

**SJR** Scimago Journal & Country Rank Enter Journal Title, ISSN or Publisher Name

[Home](#) [Journal Rankings](#) [Country Rankings](#) [Viz Tools](#) [Help](#) [About Us](#)

# International Journal of Innovation, Creativity and Change

**Country** [United Kingdom](#) -  SIR Ranking of United Kingdom

**Subject Area and Category** [Arts and Humanities](#)  
[Arts and Humanities \(miscellaneous\)](#)  
[Social Sciences](#)  
[Education](#)

**Publisher** [Primrose Hall Publishing Group](#)

**Publication type** [Journals](#)

**ISSN** [22011323, 22011315](#)

**Coverage** [2013-ongoing](#)

**Scope** The International Journal of Innovation, Creativity and Change publishes scholarly work that promotes and fosters innovation, creativity and change in all fields of social sciences. The focus is on papers that will be influential in their field or across fields and will significantly advance understanding in the following topics: anthropology, sociology, politics, culture, history, philosophy, economics, education, management, arts, laws, linguistics and psychology. It provides an academic platform for professionals and researchers to contribute innovative work in the field.

[Homepage](#)

[How to publish in this journal](#)

[Contact](#)


[Join the conversation about this journal](#)

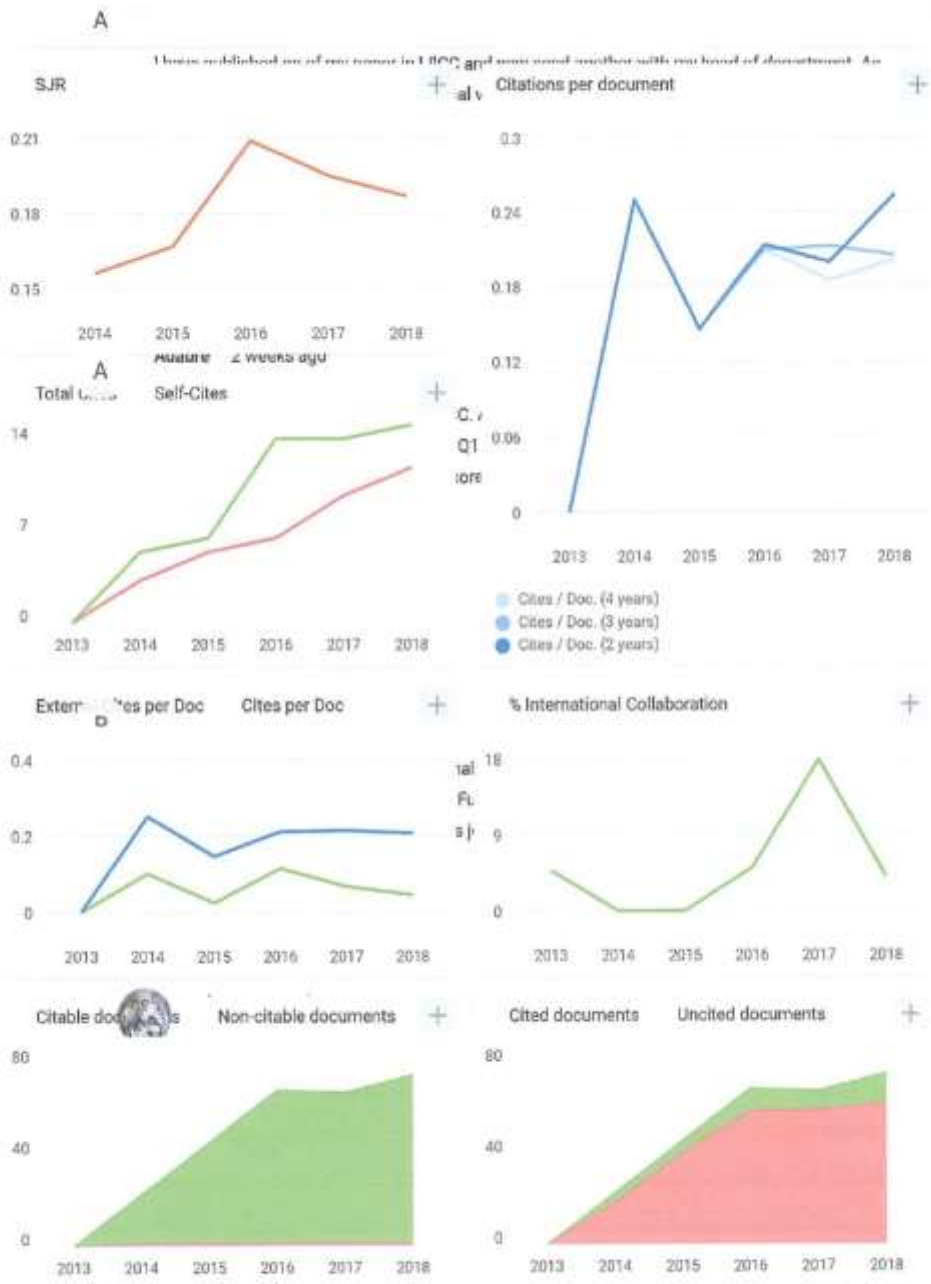
# 4

H Index

Quartiles 

Arts and Humanities (miscellaneous)





I think you have any personal issue with the journal's management. Otherwise, if you look at

International Journal of Innovation, Creativity and...

**Q3** Arts and Humanities (miscellaneous) Best quartile

**Q1** zone 0.19

powered by scimagojr.com

# LINK TO SCOPUS.COM

<https://www.scopus.com/sourceid/21100819610>

**Improved Citescore**

We have updated the CiteScore methodology to ensure a more robust, stable and comprehensive metric which provides an indication of research impact, earlier. The updated methodology will be applied to the calculation of CiteScore, as well as retroactively for all previous CiteScore years (i.e. 2018, 2017, 2016...). The previous CiteScore values have been removed and are no longer available. [View CiteScore methodology >](#)

## Filter refine list

## Display options

Display only Open Access journals

Counts for 4-year timeframe

No minimum selected

Minimum citations

1 result

[Download Scopus Source List](#) [Learn more about Scopus Source List](#)

		View metrics for year: 2018			
<input type="checkbox"/> All	<input type="button" value="Export to Excel"/>	<input type="button" value="Save to source list"/>			
Source title ↓	CiteScore ↓	Highest percentile ↓	Citations 2015-18 ↓	Documents 2015-18 ↓	% Cited ↓
<input type="checkbox"/> 1 International Journal of Innovation, Creativity and Change	0.4	22% 918/1179 Education	33	92	21

[Top of page](#)

## Source details

### International Journal of Innovation, Creativity and Change

Scopus coverage years: from 2013 to Present

Publisher: Primrose Hall Publishing Group

ISSN: 2201-1315 E-ISSN: 2201-1323

Subject area: [Arts and Humanities: Arts and Humanities \(miscellaneous\)](#) [Social Sciences: Education](#)

[View all documents >](#) [Set document alert](#) [Save to source list](#) [Journal Homepage](#)

CiteScore 2018 🔍  
**0.20**

SJR 2018 🔍  
**0.187**

SNIP 2018 🔍  
**0.306**

[CiteScore](#) [CiteScore rank & trend](#) [CiteScore presets](#) [Scopus content coverage](#)

CiteScore 2018 ▼ Calculated using data from **30 April, 2019**

**0.20** =  $\frac{\text{Citation Count 2018}}{\text{Documents 2015 - 2017}^*}$  =  $\frac{14 \text{ Citations} >}{69 \text{ Documents} >}$

\*CiteScore includes all available document types

[View CiteScore methodology >](#) [CiteScore FAQ >](#)

CiteScoreTracker 2019 🔍

Last updated on **09 April, 2020**  
Updated monthly

**6.89** =  $\frac{\text{Citation Count 2019}}{\text{Documents 2016 - 2018}}$  =  $\frac{579 \text{ Citations to date} >}{84 \text{ Documents to date} >}$

#### CiteScore rank 🔍

Category	Rank	Percentile
Arts and Humanities └ Arts and Humanities (miscellaneous)	#226/262	13th
Social Sciences └ Education	#917/1038	11th

[View CiteScore trends >](#)

[Add CiteScore to your site 📄](#)

Metrics displaying this icon are compiled according to [Snowball Metrics](#) », a collaboration between industry and academia.

#### About Scopus

- [What is Scopus](#)
- [Content coverage](#)
- [Scopus blog](#)
- [Scopus API](#)
- [Privacy matters](#)

#### Language

- [日本語に切り替える](#)
- [切换到简体中文](#)
- [切换到繁體中文](#)
- [Русский язык](#)

#### Customer Service

- [Help](#)
- [Contact us](#)



bob foster <bobriset@unibi.ac.id>

---

## Submission

1 pesan

---

**bob foster** <bobriset@unibi.ac.id>  
Kepada: editor.ijicc321@gmail.com

25 Agustus 2019 15.33

Dear  
Editor IJICC

Enclosed is a manuscript entitled "Ewom's Strength On Brand Image And Brand Trust, And Its Impact On Interest To Buy Iphone Smartphone Products " to be considered for possible publication in International Journal of Innovation, Creativity and Change.

Thanks

Regards

Dr. Bob Foster



**Bob Foster IJICC.docx**

534K

# **EWOM'S STRENGTH ON BRAND IMAGE AND BRAND TRUST, AND ITS IMPACT ON INTEREST TO BUY IPHONE SMARTPHONE PRODUCTS**

**Bob Foster<sup>1</sup> and Muhamad Deni Johansyah<sup>2</sup>**

<sup>1</sup>University of Business and Informatics Indonesia

Jl. Soekarno-Hatta No.643, Sukapura, Kiaracondong, Bandung City, West Java 40285, Indonesia

<sup>2</sup>Department of Mathematics, Faculty of Mathematics and Natural Sciences, Universitas Padjadjaran

Jl. Raya Bandung-Sumedang Km 21, Jatinangor, Sumedang, Jawa Barat 45363, Indonesia

Email: bobriset@unibi.ac.id; deni\_johansyah@yahoo.com

## **ABSTRACT**

At present time, electronic word of mouth, brand image, and brand trust are variables that are prioritized in the smartphone business competition. Increasing new smartphone vendors and creating smartphone products with advantages over other brands will cause consumers to recognize products according to their needs. This study aims to analyze the power of eWOM on brand image and brand trust and its impact on buying interest of iphone smartphones among students. The population in this research was all Widyatama University students with samples collection using an iteration formula. The results of this study explain that eWOM affects the brand image and brand trust by 16.9% and 11.4% and the rest is influenced by other variables not examined in this study. Whereas eWOM affected purchase interest by 32.4%, brand image and brand trust cannot be used as mediating variables because it indirectly does not affect buying interest.

**Keywords: eWOM, Brand Image, Brand Trust, Buying Interest**

## **INTRODUCTION**

The internet as a medium of sales and promotion that is recognized as having a considerable contribution in this instant era. So many products are offered on the internet, ranging from primary needs to tertiary needs. Sales and promotions are not only goods, but sales of services are also carried out in this virtual world. Most companies show an increasing tendency to use social media as an effective communication with their consumers. This tool can provide interactive communication between customers and companies without restrictions on time and place. Customers can tell and share experiences with the products they use as if they will become partners of the company, so that the company can establish long-term relationships with customers than before. Information technology has brought great changes to the world including Indonesia. Based on CIMB data in [www.bareksa.com](http://www.bareksa.com), 2016. Recorded smartphone users in Indonesia have reached 38.6%, an increase in 2014 which was only 28.2%. Some smartphone brands that fill the market in Indonesia include Samsung, Apple, Asus, Lenovo, Huawei, Evercoss, Advan, Xiaomi, Oppo, etc. In 2015 Indonesian market leading vendors included Samsung. According to data released by the Gartner institution on global smartphone sales in the first quarter of 2015, Samsung as the market leader with a 20.7% market share followed by Apple 17.7%, Huawei 8.3.6%, Oppo 3.2%, and others. While in 2016 Apple became the leader of 17.9% and only 1% different from Samsung at 17.8%. The numbers of brands that have sprung up makes consumers have a lot of choices and consumers' buying interest is getting higher to buy a product. Schiffman and Kanuk (2007) define buying interest as a person's attitude towards objects that are very suitable in measuring the attitudes of certain categories of products,



services, or brands. The presence of new smartphone vendors that emerge and create smartphone products with advantages over other brands will cause consumers to recognize products according to their needs. At present, electronic word of mouth, brand image, and brand trust are variables that are prioritized in the smartphone business competition. These variables can be used as material for consideration for purchasing smartphone products (Arumsari and Ariyanti, 2017; Gunawan et al., 2016). Therefore, this study aims to determine the effect of electronic word of mouth, brand image, and brand trust and its impact on buying interest. Because the business environment is running more and more, the atmosphere of competition is heating up, this research will contribute to companies to understand the effects of eWOM activities on buying interest, and to guide them more effectively in conducting marketing strategies. This procedure was adapted from the Al-Halbusi and Teheseen (2018) models. Models that have been developed by others require to be tested again in different cultures or product/service categories for their theoretical validity and reliability. Thus, it is acceptable that the model is more generalized than before.

### **Specific objective**

Assessing eWOM on brand image and brand trust and its impact on buying interest in iPhone smartphone products of BEC (Bandung Elektronik Center) consumers.

### **Research Hypothesis**

Ha1: eWOM has a positive effect on Brand Image of iPhone smartphone products

Ha2: eWOM has a positive effect on Brand Trust iPhone smartphone products

Ha3: eWOM has a positive effect on Interest in buying iPhone smartphone products

Ha4: Brand Trust has a positive effect on Interest in buying iPhone smartphone products

Ha5: Brand Image has a positive effect on interest in buying iPhone smartphone products

Ha6: eWOM has a positive effect on Interest in buying iPhone smartphone products that are mediated by Brand Image

Ha7: eWOM has a positive effect on Interest in buying iPhone smartphone products mediated by Brand Trust

### **Statement of the Problem**

The more sophisticated information technology makes a community dependent on using smartphones as a means of information that has many features. Thus, causing competition among smartphone companies. Marked by the emergence of new brands from smartphone companies making people selective in choosing smartphone brands. The brands that lead in smartphone sales today are Samsung and iPhone. This study replicates research from Arumsari and Ariyanti, (2017) and Gunawan et al. (2016), which found that eWOM had a positive effect on Brand Image, Brand Trust, and Interest in Purchasing smartphone products. In addition, there is also a positive influence between Brand Image, Brand Trust, and Interest in Buying smartphone products, as well as a positive influence between Brand Trust and Interest in Buying smartphone products. In addition, in previous studies it was also found that Brand Image and Brand Trust were not the perfect mediation between eWOM and Buying Interest. However, the position of these two mediations can increase the total influence of eWOM on Buying Interests.

### **THEORY REVIEW**

In the world of marketing, interpersonal communication between consumers can be in the form

of delivering Word of Mouth (WOM) messages. Tariq et al. (2017) define WOM as personal informal communication to individuals between communicators (who are judged not to be part of commercial marketers/sources) and recipients regarding products, brands, services and companies. WOM communication occurs when consumers provide suggestions or opinions and share experiences with other consumers about a product, service, or brand (Schiffman and Kanuk, 2007).

WOM information is included in the category of informal communication with characteristics conveyed by informal sources or not conveying messages on behalf of the organization/company. The form of WOM communication itself can be in the form of providing information or advice about products by parents or friends. Because seeing that the sender of the message is judged not to get any benefit related to the decision of the recipient of the message later, then the informal communication of Word of Mouth is considered more persuasive (Jalilvand and Samiei, 2012; Cynthiadewi and Hatammimi, 2014).

Although the world of marketing communications continues to develop with a variety of new technologies and methods, it turns out that the study of WOM has not been abandoned. The importance of the study of WOM communication in the marketing world is indicated by the increasing number of studies on WOM published in various major business journals. In his research, Jansen et al. (2009) found that the first article on the topic of Word of Mouth was published in a major business journal in 1997 and the number of subsequent studies has continued to increase since then. Kala and Chaubey (2018) conducted a study that discussed the motivation of consumers to carry out eWOM communication. According to him, eWOM is a positive or negative statement made by potential consumers, real consumers, or former consumers about a product or company that can be accessed by many people or institutions through the internet. In this study, integration of traditional WOM motifs with the characteristics found in eWOM was integrated. EWOM indicators according to Petek and Ruzzier (2013): 1) Platform assistance 2) Venting negative feelings 3) Concern for other consumers 4) Extraversion/positive self-improvement. 5) Helping the company 6) Advice seeking.

Brand trust is defined as the security that the product user has, in his interactions with a brand based on the perception that the brand can be trusted and takes into account the interests and welfare of consumers (Pratiwi et al., 2015). Brand trust is a consumer's willingness to generally depend on the brand's ability to describe the function of its product (Lin et al., 2013). Brand trust is something that can be trusted and reliable (Gensler et al., 2013). Willingness is not too influential, because the argument believes if a consumer wants to depend on the brand (Bougie and Sekaran, 2013).

Brand image of a company can influence long-term profits, encourage consumers to buy products at premium prices, increase stock selling prices, competitive advantage and marketing success (Luong et al., 2017). WOM can have a very strong influence on consumer perceptions of a product (Khan and Ali, 2017). Trust in the brand is the willingness of consumers to trust the brand with all the risks because of the expectations promised by the brand in providing positive results (Pratiwi et al., 2015).

Buying interest is a psychological force that exists within an individual, which has an effect on taking action (Schiffman&Kanuk 2007). A product is said to have been consumed if the consumer has decided to buy it. The decision to buy is influenced by the value of the product

being evaluated. If the benefits felt are greater than the sacrifice to get it, then the drive to buy is higher. Conversely, if the benefits are smaller than the sacrifice, usually the buyer will refuse to buy and generally will switch to evaluating other similar products (Anastasioi and Doospinescu, 2019).

### Conceptual Framework

Electronic Word of Mouth is measured by six indicators, Brand Image is measured by six indicators, and Brand Trust is measured by eleven indicators, while buying interest is measured by three indicators.

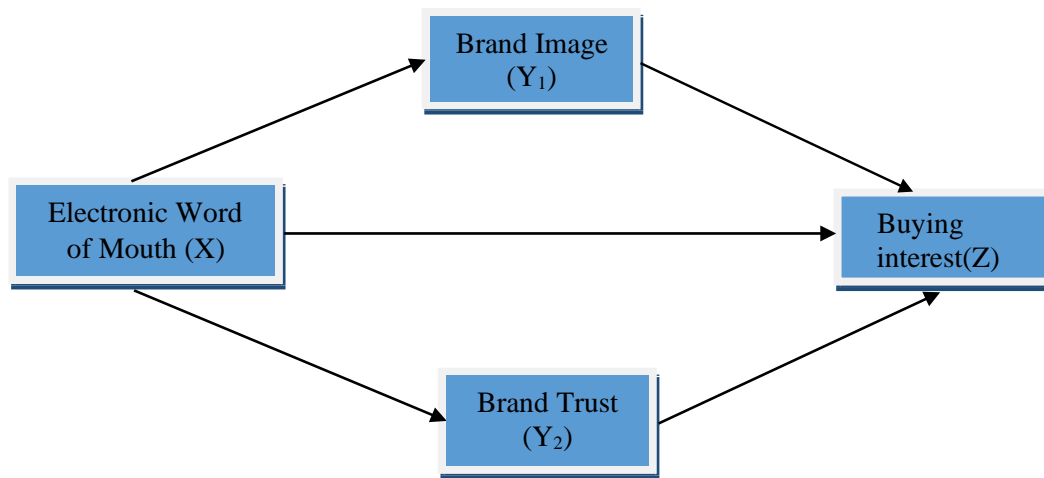


Figure 1. Research Model

### RESEARCH DESIGN

Luong et al. (2017), descriptive studies have several advantages such as; helps in understanding the characteristics of a group in certain situations, helps in systematic thinking about aspects in certain situations. It also offers ideas for further investigation and research and helps in making certain simple decisions. Bougie and Sekaran (2013). say that descriptive research is to describe the characteristics of an object, person, group, organization, or environment. In other words, descriptive research tries to "draw pictures" of certain situations by answering who, what, when, where and how. The quantitative analysis used in this study is path analysis and SmartPLS software version 3.0. PLS (Partial Least Square) is a variant-based structural equation (SEM) analysis that can simultaneously test measurement models while testing structural models. The measurement model is used to test validity and reliability, while the structural model is used to test causality (testing hypotheses with prediction models).

### Target Population

Population is a generalization area consisting of objects or subjects that have certain qualities and characteristics set by researchers to be studied and then conclusions drawn, Sugiyono (2010). In this study the population is the consumer, because the number of population to be studied is not identified (unidentified) so in conducting this study the authors take samples. Understanding the sample is part of the number and characteristics possessed by the population Sugiyono (2010).

### Sampling Frame

The samples in this study were Widyatama University students who used an Iphone Smartphone. Samples in this study used nonprobability sampling techniques, namely sampling techniques that did not provide equal opportunities/chances for each element or member of the population to be selected as samples. Because the population is unknown, the sample was taken by incidental sampling method, namely the technique of determining the sample based on chance, that is, anyone who accidentally/incidentally met with the researcher could be used as a sample, if the person who happened to be found was suitable as a data source. The sample that will be chosen by the author as the source of data needed for this research is Consumers who are in the BEC (Bandung Electronic Center) who use Iphone smartphones. Because of the unknown population size, the determination of the number of samples is done using the iteration formula outlined by Sitepu which can be taken through several calculation stages. 1) Determining the price estimate of the smallest coefficient of correlation ( $r$ ) between independent variables and dependent variables; 2) Determining the real level ( $\alpha$ ) and test power ( $1-\beta$ ); 3) Determining the sample size iteratively If the minimum iterative sample size is first and second is the value until the unit number is the same, the iteration stops. If not the same, the third iteration needs to be done by using a formula such as the second iteration. In this study determined  $\alpha = 0.05$  or 5%,  $1-\beta = 0.95$  or 95%,  $r = 0.30$  from the normal distribution table obtained  $\kappa_{1-\alpha} = 1.645$  and  $\kappa_{1-\beta} = 1.645$ .

In the first iteration use the formula:

$$\eta_1 = \frac{\kappa_{1-\alpha} + \kappa_{1-\beta}}{(\nu_r)^2} + 3, \quad (1)$$

with

$$\nu_{r1} = \frac{1}{2} \text{Ln} \left( \frac{1+r}{1-r} \right). \quad (2)$$

Where  $\kappa_{1-\alpha}$  and  $\kappa_{1-\beta}$  is a constant obtained from a normal distribution. In the second iteration using the formula:

$$\eta_2 = \frac{(\kappa_{1-\alpha} + \kappa_{1-\beta})^2}{(\nu_r)^2} + 3, \quad (3)$$

with

$$\nu_{r2} = \frac{1}{2} \text{Ln} \left( \frac{1+r}{1-r} \right) + \left( \frac{r}{2(\eta-1)} \right). \quad (4)$$

To calculate samples, by using equation (2) obtained a value  $\nu_{r1}=0.309519604$ , and by using equation (1) a value is obtained  $\eta_1=115.9836173$ , and rounded up to become  $\eta_1 = 116$ .

To calculate  $\nu_{r2}$ , done using equation (2) so that it is obtained  $\nu_{r2}=0.310823573$ . Furthermore, using equation (3) obtained a value  $\eta_2=115.6185624$ , and rounded up to become  $\eta_2=116$ .

Because  $\eta_1$  and  $\eta_2$  have reached the same value of 116, the minimum sample size is 116 consumers who are in BEC, the study sample was set to 116 respondents.

## DATA PROCESSING AND ANALYSIS

Characteristics of respondents who were sampled in this study through sampling are as many as 116 respondents. The other characteristics are:

**Table 2 Characteristics of Respondents**

No	Characteristics of Respondents		Frequency	Percentage
1	Gender	Male	55	47%
		Female	61	53%
2	Age	< 17 years old	13	11%
		18 – 25 years old	30	26%
		26 – 30 years old	35	30%
		>30 years old	38	33%
3	Occupation	Private	45	39%
		College student	61	52%
		Others	10	9%

### Validity Test and Data Reliability

Convergent validity of the measurement model can be seen from the correlation between the indicator score and the variable score. The indicator is considered valid if it has an AVE value above 0.5 or shows all variable outer loading dimensions have a loading value of > 0.5.

**Tabel 3. Outer Loadings**

	Brand Image	Brand Trust	Buying Interest	eWOM	Brand Image	Brand Trust	Buying Interest	eWOM
BI1	0.651			MB4			0.843	
BI10	0.704			MB5			0.835	
BI2	0.744			MB6			0.595	
BI3	0.773			MB7			0.697	
BI4	0.636			MB8			0.590	
BI5	0.803			eWOM1				0.623
BI6	0.797			eWOM10				0.786
BI7	0.810			eWOM11				0.749
BI8	0.849			eWOM12				0.708
BI9	0.711			eWOM13				0.512
BT1		0.892		eWOM2				0.528
BT2		0.760		eWOM3				0.603
BT3		0.847		eWOM4				0.691
BT4		0.830		eWOM5				0.761
BT5		0.883		eWOM6				0.661
MB1			0.748	eWOM7				0.759
MB2			0.771	eWOM8				0.778
MB3			0.797	eWOM9				0.845

Reliability testing is used to test the accuracy of the results of questionnaire measurements that are closely related to trust problems. A test level is said to have a level of trust if the test gives the right results, a variable is said to be sufficiently reliable if the variable has the value of construct reliability and Cronbach Alpha is greater than 0.6. The following are the results of the reliability test in the study:

**Table 4. Construct Reliability**

	Cronbach's Alpha	rho_A	Composite Reliability	Average Variance Extracted (AVE)
Brand Image	0.915	0.930	0.927	0.563
Brand Trust	0.899	0.919	0.925	0.712
Buying Interest	0.881	0.893	0.905	0.548
eWOM	0.911	0.917	0.925	0.512

**Note**

**Measurement Model (Inner Model)**

In assessing the model with PLS it starts by looking at the R-square for each dependent latent variable, here is the R square value of the dependent latent variable:

**Table 5.R Square Variabel Dependent**

	R Square	RSquare Adjusted
Brand Image	0.169	0.162
Brand Trust	0.114	0.106
Buying Interest	0.324	0.306

Based on Table 5, it can be seen that the R Square value of eWOM's research variable on Brand Image (BI) is 0.169, this proves that BI can be explained by eWOM variables by 16.9%, while the rest is influenced by other variables not examined in this study. Whereas eWOM for Brand Trust and Purchase Interest is influenced by 11.4% and 32.4% respectively, while the rest is influenced by other variables not examined in the research model.

**RESEARCH HYPOTHESIS**

Testing the hypothesis in this study is based on the values found in the structural model analysis; the significance level is obtained from the comparison of t count values with the t table value which is equal to 1,980. Following are the results of hypothesis testing output using smartPLS 3.0:

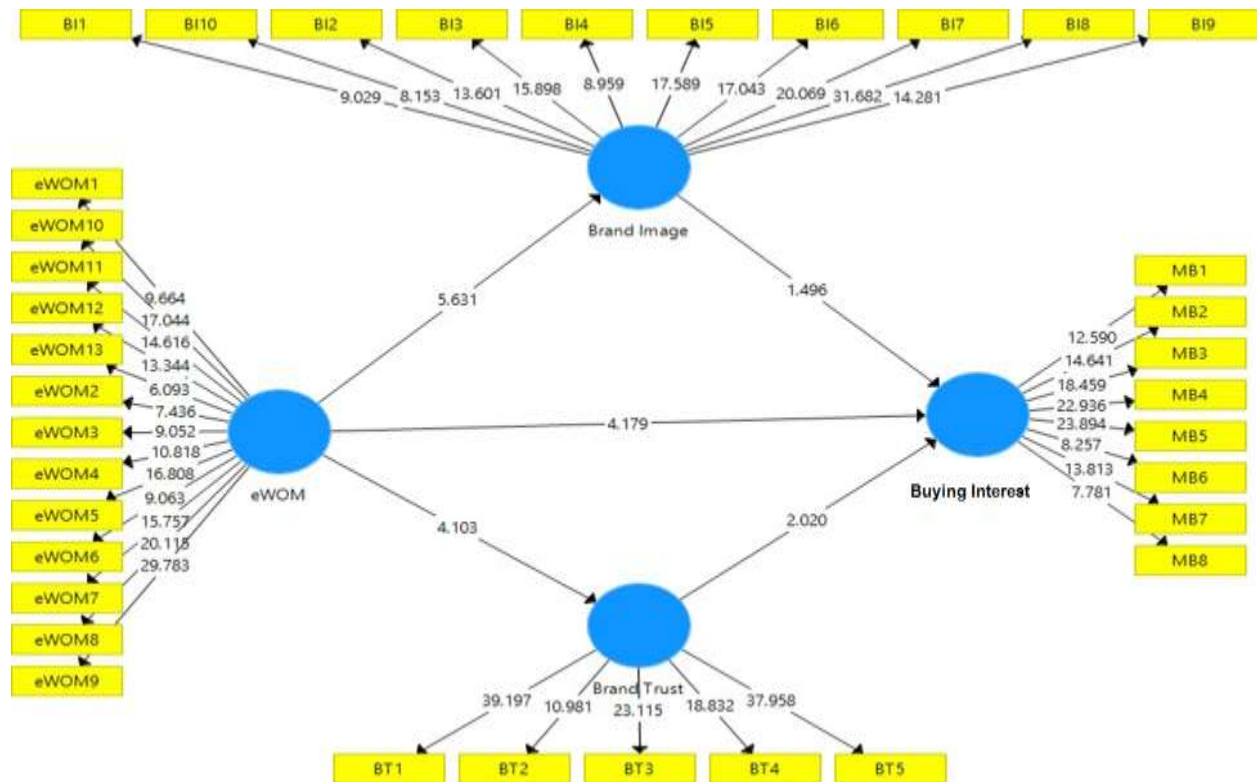


Figure 2. Path Diagram Testing the Research Hypothesis

Table 6. Path Coeffisien

	Original Sample (O)	Sample Mean (M)	Standard Deviation (STDEV)	T Statistics ( O/STDEV )	P Values
eWOM -> Brand Image	0.419	0.435	0.074	5.631	0.000
eWOM -> Brand Trust	0.336	0.349	0.082	4.103	0.000
eWOM ->MinatBeli	0.493	0.505	0.064	7.651	0.000
Brand Image ->Buying interest	0.168	0.166	0.112	1.496	0.135
Brand Trust ->Buying interest	0.205	0.217	0.102	2.020	0.044

Table 7. Specific Indirect Effect

	Original Sample (O)	Sample Mean (M)	Standard Deviation (STDEV)	T Statistics ( O/STDEV )	P Values
eWOM -> Brand Image ->Buying interest	0.070	0.072	0.052	1.360	0.174
eWOM -> Brand Trust ->Buying interest	0.069	0.077	0.044	1.556	0.120

### Testing the First Hypothesis

Based on the path diagram image and Table 6, it can be seen that the eWOM variable t value of the Brand Image is 5.631 greater than the t table value with a P value of 0.000 below 0.05, this proves that eWOM has a positive and significant effect on Brand Image (Hypothesis 1 accepted) According to Tariq et al. (2017), "this kind of message can effectively reduce risk and

uncertainty is recognized by consumers when purchasing products or services, so that purchase intention and decision-making can be further influenced". This type of message (e-WOM) can effectively reduce the risks and uncertainties that consumers know when buying products or services, so that their purchase intentions and decision making can be more influenced. Likewise in the research of Pratiwi et al. (2015), stated that eWOM functioned as one of the ways of marketing so that consumers could immediately understand and be clear about a brand of smartphone products. For this reason, a variety of useful information and various opinions from other people that are positively related to a brand, eWOM can encourage the emergence of Brand Image. So that eWOM has a positive strength that is the choice of many companies in marketing their products using internet media.

### **Testing of the Second Hypothesis**

Based on path diagram images and Table 6, it can be seen that the eWOM variable t value for Brand Trust is 4.103 greater than the t table value with a P value of 0.000 below 0.05, this proves that eWOM has a positive and significant effect on the Brand Trust (Hypothesis 2 is accepted). This illustrates that iPhone smartphones have good trust in consumers' hearts, with eWOM they can more easily see and review iPhone smartphones both positive and negative impressions as product information. This is in line with the research of Pratiwi et al. (2015), eWOM proved to have an effect on Brand Trust. When service meets expectations, trust in the brand is built. For this reason, the brand image obtained by consumers has an impact on trust because when the brand is able to create trust in the services expected by consumers.

### **Testing of the Third Hypothesis**

Based on path diagram images and Table 6, it can be seen that the eWOM variable t value for Purchase Interest is 7.651 greater than the t table value with a P value of 0.000 below 0.05, this proves that eWOM has a positive and significant effect on buying interest (Hypothesis 3 is accepted) Based on previous testing that when consumers already have a picture or information about the brand and have good trust in the iPhone smartphone then they will directly have an interest in buying. WOM communication occurs when consumers provide suggestions or opinions and share experiences with other consumers about a product, service, or brand (Schiffman and Kanuk, 2007). This is stated in the research of Pratiwi et al. (2015) that iPhone Consumers have hopes to get a guarantee of satisfaction when using the product, even though there is a possibility of the risks they receive. With the existence of good brand trust in a product, it will increase consumer buying interest. A product with a brand that has been trusted, consumers will tend to repeat purchases on that brand.

### **Testing of the Fourth Hypothesis**

Based on path diagram images and Table 6, it can be seen that the t value of the Brand Image variable on Purchasing Interest is 1.496 smaller than the value of t table with a P value of 0.135 above 0.05, this proves that Brand Image does not have a positive and significant effect against buying interest (Hypothesis 4 rejected) this is contrary to the research of Pratiwi et al. (2015), Brand Image proved to have a significant effect on Buying Interest, meaning that an item with a good or good brand, consumers tend to repeat purchases on that brand compared with other brands. For this reason, the high and low brand image has an impact on buying interest. The results of the analysis show that a good Brand Image on smartphone products has an effect on consumer buying interest. This is because among students even though the brand image is good,



they do not necessarily have the intention to buy because there are a number of things that they cannot fulfill, such as the price of a high iphone smartphone and some features that they consider unfamiliar with their needs. This is what indicates that there is no influence between brand image and buying interest.

### **Testing the Fifth Hypothesis**

Based on path diagram images and Table 6, it can be seen that the calculated t value of the Brand Trust variable on Purchase Interest is 2.020 greater than the value of the t table with a P value of 0.044 below 0.05, this proves that the Brand Trust has a positive and significant effect on Buying Interest (Hypothesis 5 is accepted). The results of this study are in line with the previous research of Pratiwi et al. (2015), which items with trusted brand consumers tend to repeat purchases on that brand compared to other brands. For this reason, the high and low brand trust has an impact on buying interest. The results of the analysis show that good Brand Trust in smartphone products has an effect on consumer buying interest. This is because consumers have believed in a brand, so the consumer will buy back the brand that he believes. Trust in the brand if denied by the brand owner will be difficult for consumers to be interested in buying back the product.

### **Testing of the Sixth Hypothesis**

Based on path diagram images and Table 7, it can be seen that the eWOM variable t value of Purchase Interest mediated by the brand image is 1.360 smaller than the t table value with a P value of 0.174 above 0.05, the results of this study explain that it turns out brand image variable cannot mediate eWOM's influence on indirect buying interest.

### **Testing of the Seventh Hypothesis**

Based on the path diagram image and Table 7, it can be seen that the t count value of eWOM variable on the Purchase Interest mediated by the Trust brand is 1.556 smaller than the value of the t table with a P value of 0.120 above 0.05 The results of this study explain that the variable Trust brands cannot mediate eWOM's influence on indirect buying interest.

## **CONCLUSION**

The role of eWOM can be used as a force in marketing at the present time, as evidenced by testing the hypothesis that eWOM affects the Brand Image and Brand Trust so that it will directly affect the Buying Interest. But Brand Image and Brand Trust cannot be used as mediating variables because it indirectly does not affect Buying Interest.

## **REFERENCE**

- Al-Halbusi, H. and Tehseen, S. 2018. The Effect of Electronic Word-Of-Mouth (EWOM) On Brand Image and Purchase Intention: A Conceptual Paper. *SocioEconomic Challenges*, Volume 2, Issue 3, 2018, pp. 83-94.
- Anastasiei, B. and Dospinescu, N. 2019. Electronic Word-of-Mouth for Online Retailers: Predictors of Volume and Valence. *Sustainability* 2019, 11, 814, pp. 1-18.
- Arumsari, R. and Ariyanti, M. 2017. The Effect of Electronic Word of Mouth, Brand Image, Customer Trust and Customer Satisfaction Towards Repurchase Intention at PT. GO-JEK

- Indonesia. *International Journal of Science and Research (IJSR)*, Volume 6 Issue 7, July 2017, pp. 1732-1737.
- Bougie, and Sekaran. 2013. 5th Edition, *Research Methods for Business: A skill Building Approach*. New York: John Wiley and Sons.
- Cynthiadewi, P.R. and Hatammimi, J. 2014. The Influence of Electronic Word of Mouth Toward Brand Image and Purchase Intention of 13<sup>th</sup> Shoes. *Proceeding*, International Conference on Economics, Education and Humanities (ICEEH'14) Dec. 10-11, 2014 Bali (Indonesia), pp. 66-70.
- Gensler, S., Völckner, F., Thompkins, Y.L., and Wiertz, C. 2013. Managing Brands in the Social Media Environment. *Journal of Interactive Marketing*, 27 (2013), pp. 242–256.
- Gunawan, A., Diana, B., Muchardie, B.G., and Sitinjak, M.F. 2016. The Effect of Involvement and Electronic Word of Mouth (eWOM) on Brand Image and Its Impact on Consumers Brand Switching of Mamypoko. *International Journal of Economics and Management*, 10(S1): 19 – 31 (2016), pp. 19-31.
- Jalilvand, M.R. and Samiei, N. 2012. The Effect of Electronic Word of Mouth on Brand Image and Purchase Intention, *Marketing Intelligence & Planning*, Vol. 30 Issue: 4 (Date online 15/5/2012), pp. 1-14.
- Jansen, B.J., Zhang, M., Sobel, K., and Chowdury, A. 2009. Twitter Power: Tweets as Electronic Word of Mouth. *Journal of the American Society for Information Science and Technology*, 60 (11):2169–2188, 2009, pp. 1-20.
- Kala, D. and Chaubey, D.S. 2018. Impact of Electronic Word of Mouth on Brand Image and Purchase Intention towards Lifestyle Products in India. *Pacific Business Review International*, Volume 10 Issue 9, March 2018, pp. 135-144.
- Khan, K. and Ali, M. 2017. Impact of Electronic Word of Mouth on Consumer Purchase Intention in Footwear Industry of Pakistan. *Arabian Journal of Business and Management Review (Kuwait Chapter)*, Vol. 6 (12), 2017, pp. 52-63.
- Lin, C., Wu, Y.S., and Chen, J.C.V. 2013. Electronic Word-of-Mouth: The Moderating Roles of Product Involvement and Brand Image. *Proceedings of International Conference on Technology Innovation and Industrial Management*, 29-31 May 2013, Puket, Thailand, pp. 29-47.
- Luong, D.B., Vo, T.H.G., and Le, K.H. 2017. The impact of Electronic Word of Mouth on Brand image and Buying Decision: An Empirical Study in Vietnam Tourism. *International Journal of Research Studies in Management*, 2017 Volume 6 Number 1, pp. 53-63.
- Petek, N. and Ruzzier, M.K. 2013. Brand Identity Development and the Role of Marketing Communications: Brand Experts' View. *Managing Global Transitions*, 11 (1), 2013, pp. 61–78.
- Pratiwi, D.M., Saerang, D.P.E., and Tumewu, F. 2015. The Influence of Brand Image, Brand Trust and Customer Satisfaction on Brand Loyalty (Case Of Samsung Smartphone). *Jurnal Berkala Ilmiah Efisiensi*, Volume 15 No. 05 Tahun 2015, pp. 377-385.
- Schiffman and Kanuk. 2007. *Consumer behavior (Perilaku Konsumen)*. Second Edition. Jakarta: PT. Indeks Gramedia
- Tariq, M., Abbas, T., Abrar, M., & Iqbal, A. 2017. EWOM and brand awareness impact on consumer purchase intention: mediating role of brand image. *Pakistan Administrative Review*, 1(1), 84-102. <https://nbn-resolving.org/urn:nbn:de:0168-ssoar-51876-8>.



bob foster <bobriset@unibi.ac.id>

---

## [IJICC] Submission Acknowledgement

1 pesan

---

editor ijicc <editor.ijicc321@gmail.com>

29 Agustus 2019 18.20

Kepada: bobriset@unibi.ac.id

Dear Bob Foster,

Thank you for submitting the manuscript (IJICC\_2019\_1168), "Ewom's Strength On Brand Image And Brand Trust, And Its Impact On Interest To Buy Iphone Smartphone Products" to International Journal of Innovation, Creativity and Change.

***Loh Wei-Lyn***

Editorial Assistant

International Journal of Innovation, Creativity and Change

ISSN:2201-1315/E-ISSN:2201-1323

Scopus Indexation url: <https://www.scopus.com/sourceid/21100819610>

Intellectual Edge Consultancy SDN Bhd

B2-1902, TTDI Adina [Jalan Judo 13/45](#)

[Shah Alam 40100 Selangor](#)

[Malaysia](#)

---

## Review Results [IJICC\_2019\_1168]

2 pesan

---

editor ijicc <editor.ijicc321@gmail.com>

20 Oktober 2019 15.24

Kepada: bobriset@unibi.ac.id

Dear Sir/Madam,

Thanks for your manuscript submission, and your manuscript (manuscript number: IJICC\_2019\_1168) of the title "Ewom's Strength On Brand Image And Brand Trust, And Its Impact On Interest To Buy Iphone Smartphone Products" has been sent to our reviewer in the related field. Your paper has been conditionally accepted but major revision must be made in order to satisfy all the conditions required by the reviewer. Please see the attached file for the review result.

Best regards

Loh Wei-Lyn  
Editorial Assistant  
International Journal of Innovation, Creativity and Change  
ISSN:2201-1315/E-ISSN:2201-1323  
Scopus Indexation url: <https://www.scopus.com/sourceid/21100819610>  
Intellectual Edge Consultancy SDN Bhd  
B2-1902, TTDI Adina Jalan Judo 13/45  
Shah Alam 40100 Selangor  
Malaysia

B

---

 **Review report.docx**  
530K

---

bob foster <bobriset@unibi.ac.id>

29 Oktober 2019 18.44

Kepada: editor ijicc <editor.ijicc321@gmail.com>

Dear  
Editor

We have completed for revision.  
Please check the attachment.  
Thanks

Best Regards

Dr. Bob Foster  
[Kutipan teks disembunyikan]

---

 **Paper Revision.docx**  
526K

## EWOM'S STRENGTH ON BRAND IMAGE AND BRAND TRUST, AND ITS IMPACT ON INTEREST TO BUY IPHONE SMARTPHONE PRODUCTS

Bob Foster<sup>1</sup> and Muhamad Deni Johansyah<sup>2</sup>

<sup>1</sup>University of Business and Informatics Indonesia

Jl. Soekarno-Hatta No.643, Sukapura, Kiaracondong, Bandung City, West Java 40285, Indonesia

<sup>2</sup>Department of Mathematics, Faculty of Mathematics and Natural Sciences, Universitas Padjadjaran

Jl. Raya Bandung-Sumedang Km 21, Jatinangor, Sumedang, Jawa Barat 45363, Indonesia

Email: bobriset@unibi.ac.id; deni\_johansyah@yahoo.com

### ABSTRACT

At present time, electronic word of mouth, brand image, and brand trust are variables that are prioritized in the smartphone business competition. Increasing new smartphone vendors and creating smartphone products with advantages over other brands will cause consumers to recognize products according to their needs. This study aims to analyze the power of eWOM on brand image and brand trust and its impact on buying interest of iPhone smartphones among students. The population in this research was all Widyatama University students with samples collection using an iteration formula. The results of this study explain that eWOM affects the brand image and brand trust by 16.9% and 11.4% and the rest is influenced by other variables not examined in this study. Whereas eWOM affected purchase interest by 32.4%, brand image and brand trust cannot be used as mediating variables because it indirectly does not affect buying interest.

**Keywords: eWOM, Brand Image, Brand Trust, Buying Interest**

### INTRODUCTION

The internet as a medium of sales and promotion that is recognized as having a considerable contribution in this instant era. So many products are offered on the internet, ranging from primary needs to tertiary needs. Sales and promotions are not only goods, but sales of services are also carried out in this virtual world. Most companies show an increasing tendency to use social media as an effective communication with their consumers. This tool can provide interactive communication between customers and companies without restrictions on time and place. Customers can tell and share experiences with the products they use as if they will become partners of the company, so that the company can establish long-term relationships with customers than before. Information technology has brought great changes to the world including Indonesia. Based on CIMB data in www.bareksa.com, 2016. Recorded smartphone users in Indonesia have reached 38.6%, an increase in 2014 which was only 28.2%. Some smartphone brands that fill the market in Indonesia include Samsung, Apple, Asus, Lenovo, Huawei, Evercoss, Advan, Xiaomi, Oppo, etc. In 2015 Indonesian market leading vendors included Samsung. According to data released by the Gartner institution on global smartphone sales in the first quarter of 2015, Samsung as the market leader with a 20.7% market share followed by Apple 17.7%, Huawei 8.3.6%, Oppo 3.2%, and others. While in 2016 Apple became the leader of 17.9% and only 1% different from Samsung at 17.8%. The numbers of brands that have sprung up makes consumers have a lot of choices and consumers' buying interest is getting higher to buy a product. Schiffman and Kanuk (2007) define buying interest as a person's attitude towards objects that are very suitable in measuring the attitudes of certain categories of products,

**Commented [A1]:** Please add Methodology of this research

**Commented [A2]:** Give amount of response

services, or brands. The presence of new smartphone vendors that emerge and create smartphone products with advantages over other brands will cause consumers to recognize products according to their needs. At present, electronic word of mouth, brand image, and brand trust are variables that are prioritized in the smartphone business competition. These variables can be used as material for consideration for purchasing smartphone products (Arumsari and Ariyanti, 2017; Gunawan et al., 2016). Therefore, this study aims to determine the effect of electronic word of mouth, brand image, and brand trust and its impact on buying interest. Because the business environment is running more and more, the atmosphere of competition is heating up, this research will contribute to companies to understand the effects of eWOM activities on buying interest, and to guide them more effectively in conducting marketing strategies. This procedure was adapted from the Al-Halbusi and Teheseen (2018) models. Models that have been developed by others require to be tested again in different cultures or product/service categories for their theoretical validity and reliability. Thus, it is acceptable that the model is more generalized than before.

#### **Specific objective**

Assessing eWOM on brand image and brand trust and its impact on buying interest in iPhone smartphone products of BEC (Bandung Elektronik Center) consumers.

#### **Research Hypothesis**

Ha1: eWOM has a positive effect on Brand Image of iPhone smartphone products

Ha2: eWOM has a positive effect on Brand Trust iPhone smartphone products

Ha3: eWOM has a positive effect on Interest in buying iPhone smartphone products

Ha4: Brand Trust has a positive effect on Interest in buying iPhone smartphone products

Ha5: Brand Image has a positive effect on interest in buying iPhone smartphone products

Ha6: eWOM has a positive effect on Interest in buying iPhone smartphone products that are mediated by Brand Image

Ha7: eWOM has a positive effect on Interest in buying iPhone smartphone products mediated by Brand Trust

#### **Statement of the Problem**

The more sophisticated information technology makes a community dependent on using smartphones as a means of information that has many features. Thus, causing competition among smartphone companies. Marked by the emergence of new brands from smartphone companies making people selective in choosing smartphone brands. The brands that lead in smartphone sales today are Samsung and iPhone. This study replicates research from Arumsari and Ariyanti, (2017) and Gunawan et al. (2016), which found that eWOM had a positive effect on Brand Image, Brand Trust, and Interest in Purchasing smartphone products. In addition, there is also a positive influence between Brand Image, Brand Trust, and Interest in Buying smartphone products, as well as a positive influence between Brand Trust and Interest in Buying smartphone products. In addition, in previous studies it was also found that Brand Image and Brand Trust were not the perfect mediation between eWOM and Buying Interest. However, the position of these two mediations can increase the total influence of eWOM on Buying Interests.

#### **THEORY REVIEW**

In the world of marketing, interpersonal communication between consumers can be in the form

of delivering Word of Mouth (WOM) messages. Tariq et al. (2017) define WOM as personal informal communication to individuals between communicators (who are judged not to be part of commercial marketers/sources) and recipients regarding products, brands, services and companies. WOM communication occurs when consumers provide suggestions or opinions and share experiences with other consumers about a product, service, or brand (Schiffman and Kanuk, 2007).

WOM information is included in the category of informal communication with characteristics conveyed by informal sources or not conveying messages on behalf of the organization/company. The form of WOM communication itself can be in the form of providing information or advice about products by parents or friends. Because seeing that the sender of the message is judged not to get any benefit related to the decision of the recipient of the message later, then the informal communication of Word of Mouth is considered more persuasive (Jalilvand and Samiei, 2012; Cynthiadewi and Hatammimi, 2014).

Although the world of marketing communications continues to develop with a variety of new technologies and methods, it turns out that the study of WOM has not been abandoned. The importance of the study of WOM communication in the marketing world is indicated by the increasing number of studies on WOM published in various major business journals. In his research, Jansen et al. (2009) found that the first article on the topic of Word of Mouth was published in a major business journal in 1997 and the number of subsequent studies has continued to increase since then. Kala and Chaubey (2018) conducted a study that discussed the motivation of consumers to carry out eWOM communication. According to him, eWOM is a positive or negative statement made by potential consumers, real consumers, or former consumers about a product or company that can be accessed by many people or institutions through the internet. In this study, integration of traditional WOM motifs with the characteristics found in eWOM was integrated. EWOM indicators according to Petek and Ruzzier (2013): 1) Platform assistance 2) Venting negative feelings 3) Concern for other consumers 4) Extraversion/positive self-improvement. 5) Helping the company 6) Advice seeking.

Brand trust is defined as the security that the product user has, in his interactions with a brand based on the perception that the brand can be trusted and takes into account the interests and welfare of consumers (Pratiwi et al., 2015). Brand trust is a consumer's willingness to generally depend on the brand's ability to describe the function of its product (Lin et al., 2013). Brand trust is something that can be trusted and reliable (Gensler et al., 2013). Willingness is not too influential, because the argument believes if a consumer wants to depend on the brand (Bougie and Sekaran, 2013).

Brand image of a company can influence long-term profits, encourage consumers to buy products at premium prices, increase stock selling prices, competitive advantage and marketing success (Luong et al., 2017). WOM can have a very strong influence on consumer perceptions of a product (Khan and Ali, 2017). Trust in the brand is the willingness of consumers to trust the brand with all the risks because of the expectations promised by the brand in providing positive results (Pratiwi et al., 2015).

Buying interest is a psychological force that exists within an individual, which has an effect on taking action (Schiffman&Kanuk 2007). A product is said to have been consumed if the consumer has decided to buy it. The decision to buy is influenced by the value of the product

being evaluated. If the benefits felt are greater than the sacrifice to get it, then the drive to buy is higher. Conversely, if the benefits are smaller than the sacrifice, usually the buyer will refuse to buy and generally will switch to evaluating other similar products (Anastasei and Doospinescu, 2019).

### Conceptual Framework

Electronic Word of Mouth is measured by six indicators, Brand Image is measured by six indicators, and Brand Trust is measured by eleven indicators, while buying interest is measured by three indicators.

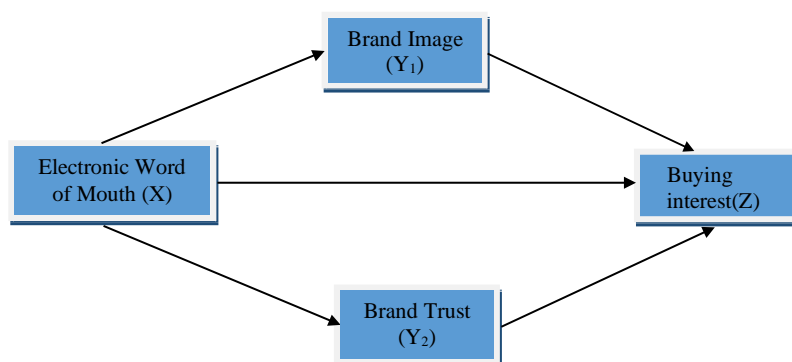


Figure 1. Research Model

Commented [A3]: Mention Figure 1 in paragraph

### RESEARCH DESIGN

Luong et al. (2017), descriptive studies have several advantages such as; helps in understanding the characteristics of a group in certain situations, helps in systematic thinking about aspects in certain situations. It also offers ideas for further investigation and research and helps in making certain simple decisions. Bougie and Sekaran (2013) say that descriptive research is to describe the characteristics of an object, person, group, organization, or environment. In other words, descriptive research tries to "draw pictures" of certain situations by answering who, what, when, where and how. The quantitative analysis used in this study is path analysis and SmartPLS software version 3.0. PLS (Partial Least Square) is a variant-based structural equation (SEM) analysis that can simultaneously test measurement models while testing structural models. The measurement model is used to test validity and reliability, while the structural model is used to test causality (testing hypotheses with prediction models).

### Target Population

Population is a generalization area consisting of objects or subjects that have certain qualities and characteristics set by researchers to be studied and then conclusions drawn, Sugiyono (2010). In this study the population is the consumer, because the number of population to be studied is not identified (unidentified) so in conducting this study the authors take samples. Understanding the sample is part of the number and characteristics possessed by the population Sugiyono (2010).

### Sampling Frame



The samples in this study were Widyatama University students who used an Iphone Smartphone. Samples in this study used nonprobability sampling techniques, namely sampling techniques that did not provide equal opportunities/chances for each element or member of the population to be selected as samples. Because the population is unknown, the sample was taken by incidental sampling method, namely the technique of determining the sample based on chance, that is, anyone who accidentally/incidentally met with the researcher could be used as a sample, if the person who happened to be found was suitable as a data source. The sample that will be chosen by the author as the source of data needed for this research is Consumers who are in the BEC (Bandung Electronic Center) who use Iphone smartphones. Because of the unknown population size, the determination of the number of samples is done using the iteration formula outlined by Sitepu which can be taken through several calculation stages. 1) Determining the price estimate of the smallest coefficient of correlation ( $r$ ) between independent variables and dependent variables; 2) Determining the real level ( $\alpha$ ) and test power ( $1-\beta$ ); 3) Determining the sample size iteratively If the minimum iterative sample size is first and second is the value until the unit number is the same, the iteration stops. If not the same, the third iteration needs to be done by using a formula such as the second iteration. In this study determined  $\alpha = 0.05$  or 5%,  $1-\beta = 0.95$  or 95%,  $r = 0.30$  from the normal distribution table obtained  $\kappa_{1-\alpha} = 1.645$  and  $\kappa_{1-\beta} = 1.645$ .

In the first iteration use the formula:

$$\eta_1 = \frac{\kappa_{1-\alpha} + \kappa_{1-\beta}}{(v_r)^2} + 3, \quad (1)$$

with

$$v_{r1} = \frac{1}{2} \text{Ln} \left( \frac{1+r}{1-r} \right). \quad (2)$$

Where  $\kappa_{1-\alpha}$  and  $\kappa_{1-\beta}$  is a constant obtained from a normal distribution. In the second iteration using the formula:

$$\eta_2 = \frac{(\kappa_{1-\alpha} + \kappa_{1-\beta})^2}{(v_r)^2} + 3, \quad (3)$$

with

$$v_{r2} = \frac{1}{2} \text{Ln} \left( \frac{1+r}{1-r} \right) + \left( \frac{r}{2(\eta-1)} \right). \quad (4)$$

To calculate samples, by using equation (2) obtained a value  $v_{r1}=0.309519604$ , and by using equation (1) a value is obtained  $\eta_1=115.9836173$ , and rounded up to become  $\eta_1 = 116$ .

To calculate  $v_{r2}$ , done using equation (2) so that it is obtained  $v_{r2}=0.310823573$ . Furthermore, using equation (3) obtained a value  $\eta_2=115.6185624$ , and rounded up to become  $\eta_2=116$ .

Because  $\eta_1$  and  $\eta_2$  have reached the same value of 116, the minimum sample size is 116 consumers who are in BEC, the study sample was set to 116 respondents.

## DATA PROCESSING AND ANALYSIS

Characteristics of respondents who were sampled in this study through sampling are as many as 116 respondents. The other characteristics are:

**Table 2 Characteristics of Respondents**

No	Characteristics of Respondents	Frequency	Percentage
1	Gender	Male	55 47%
		Female	61 53%
2	Age	< 17 years old	13 11%
		18 – 25 years old	30 26%
		26 – 30 years old	35 30%
		>30 years old	38 33%
3	Occupation	Private	45 39%
		College student	61 52%
		Others	10 9%

### Validity Test and Data Reliability

Convergent validity of the measurement model can be seen from the correlation between the indicator score and the variable score. The indicator is considered valid if it has an AVE value above 0.5 or shows all variable outer loading dimensions have a loading value of > 0.5.

**Commented [A4]:** Please add software for validity Test

**Tabel 3. Outer Loadings**

	Brand Image	Brand Trust	Buying Interest	eWOM	Brand Image	Brand Trust	Buying Interest	eWOM
BI1	0.651			MB4			0.843	
BI10	0.704			MB5			0.835	
BI2	0.744			MB6			0.595	
BI3	0.773			MB7			0.697	
BI4	0.636			MB8			0.590	
BI5	0.803			eWOM1				0.623
BI6	0.797			eWOM10				0.786
BI7	0.810			eWOM11				0.749
BI8	0.849			eWOM12				0.708
BI9	0.711			eWOM13				0.512
BT1		0.892		eWOM2				0.528
BT2		0.760		eWOM3				0.603
BT3		0.847		eWOM4				0.691
BT4		0.830		eWOM5				0.761
BT5		0.883		eWOM6				0.661
MB1			0.748	eWOM7				0.759
MB2			0.771	eWOM8				0.778
MB3			0.797	eWOM9				0.845

Reliability testing is used to test the accuracy of the results of questionnaire measurements that are closely related to trust problems. A test level is said to have a level of trust if the test gives the right results, a variable is said to be sufficiently reliable if the variable has the value of construct reliability and Cronbach Alpha is greater than 0.6. The following are the results of the reliability test in the study:

**Table 4. Construct Reliability**

	Cronbach's Alpha	rho_A	Composite Reliability	Average Variance Extracted (AVE)
Brand Image	0.915	0.930	0.927	0.563
Brand Trust	0.899	0.919	0.925	0.712
Buying Interest	0.881	0.893	0.905	0.548
eWOM	0.911	0.917	0.925	0.512

**Note**

**Measurement Model (Inner Model)**

In assessing the model with PLS it starts by looking at the R-square for each dependent latent variable, here is the R square value of the dependent latent variable:

**Table 5.R Square Variabel Dependent**

	R Square	RSquare Adjusted
Brand Image	0.169	0.162
Brand Trust	0.114	0.106
Buying Interest	0.324	0.306

Based on Table 5, it can be seen that the R Square value of eWOM's research variable on Brand Image (BI) is 0.169, this proves that BI can be explained by eWOM variables by 16.9%, while the rest is influenced by other variables not examined in this study. Whereas eWOM for Brand Trust and Purchase Interest is influenced by 11.4% and 32.4% respectively, while the rest is influenced by other variables not examined in the research model.

**RESEARCH HYPOTHESIS**

Testing the hypothesis in this study is based on the values found in the structural model analysis; the significance level is obtained from the comparison of t count values with the t table value which is equal to 1,980. Following are the results of hypothesis testing output using smartPLS 3.0:

**Commented [A5]:** Please explain Table 4

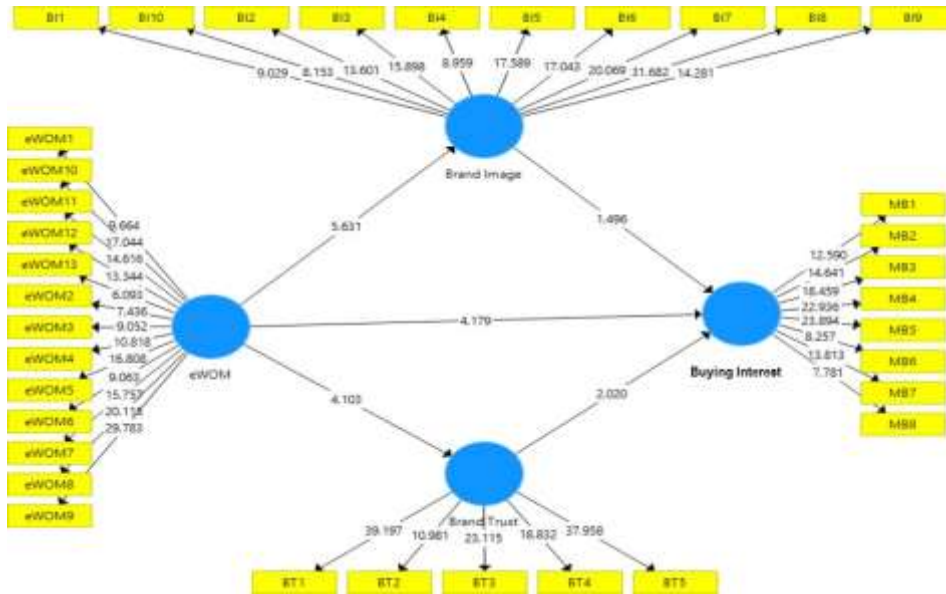


Figure 2. Path Diagram Testing the Research Hypothesis

Table 6. Path Coeffisien

	Original Sample (O)	Sample Mean (M)	Standard Deviation (STDEV)	T Statistics ( O/STDEV )	P Values
eWOM -> Brand Image	0.419	0.435	0.074	5.631	0.000
eWOM -> Brand Trust	0.336	0.349	0.082	4.103	0.000
eWOM ->MinatBeli	0.493	0.505	0.064	7.651	0.000
Brand Image ->Buying interest	0.168	0.166	0.112	1.496	0.135
Brand Trust ->Buying interest	0.205	0.217	0.102	2.020	0.044

Table 7. Specific Indirect Effect

	Original Sample (O)	Sample Mean (M)	Standard Deviation (STDEV)	T Statistics ( O/STDEV )	P Values
eWOM -> Brand Image ->Buying interest	0.070	0.072	0.052	1.360	0.174
eWOM -> Brand Trust ->Buying interest	0.069	0.077	0.044	1.556	0.120

### Testing the First Hypothesis

Based on the path diagram image and Table 6, it can be seen that the eWOM variable t value of the Brand Image is 5.631 greater than the t table value with a P value of 0.000 below 0.05, this proves that eWOM has a positive and significant effect on Brand Image (Hypothesis 1 accepted) According to Tariq et al. (2017), "this kind of message can effectively reduce risk and

uncertainty is recognized by consumers when purchasing products or services, so that purchase intention and decision-making can be further influenced". This type of message (e-WOM) can effectively reduce the risks and uncertainties that consumers know when buying products or services, so that their purchase intentions and decision making can be more influenced. Likewise in the research of Pratiwi et al. (2015), stated that eWOM functioned as one of the ways of marketing so that consumers could immediately understand and be clear about a brand of smartphone products. For this reason, a variety of useful information and various opinions from other people that are positively related to a brand, eWOM can encourage the emergence of Brand Image. So that eWOM has a positive strength that is the choice of many companies in marketing their products using internet media.

#### **Testing of the Second Hypothesis**

Based on path diagram images and Table 6, it can be seen that the eWOM variable t value for Brand Trust is 4.103 greater than the t table value with a P value of 0.000 below 0.05, this proves that eWOM has a positive and significant effect on the Brand Trust (Hypothesis 2 is accepted). This illustrates that iPhone smartphones have good trust in consumers' hearts, with eWOM they can more easily see and review iPhone smartphones both positive and negative impressions as product information. This is in line with the research of Pratiwi et al. (2015), eWOM proved to have an effect on Brand Trust. When service meets expectations, trust in the brand is built. For this reason, the brand image obtained by consumers has an impact on trust because when the brand is able to create trust in the services expected by consumers.

#### **Testing of the Third Hypothesis**

Based on path diagram images and Table 6, it can be seen that the eWOM variable t value for Purchase Interest is 7.651 greater than the t table value with a P value of 0.000 below 0.05, this proves that eWOM has a positive and significant effect on buying interest (Hypothesis 3 is accepted) Based on previous testing that when consumers already have a picture or information about the brand and have good trust in the iPhone smartphone then they will directly have an interest in buying. WOM communication occurs when consumers provide suggestions or opinions and share experiences with other consumers about a product, service, or brand (Schiffman and Kanuk, 2007). This is stated in the research of Pratiwi et al. (2015) that iPhone Consumers have hopes to get a guarantee of satisfaction when using the product, even though there is a possibility of the risks they receive. With the existence of good brand trust in a product, it will increase consumer buying interest. A product with a brand that has been trusted, consumers will tend to repeat purchases on that brand.

#### **Testing of the Fourth Hypothesis**

Based on path diagram images and Table 6, it can be seen that the t value of the Brand Image variable on Purchasing Interest is 1.496 smaller than the value of t table with a P value of 0.135 above 0.05, this proves that Brand Image does not have a positive and significant effect against buying interest (Hypothesis 4 rejected) this is contrary to the research of Pratiwi et al. (2015), Brand Image proved to have a significant effect on Buying Interest, meaning that an item with a good or good brand, consumers tend to repeat purchases on that brand compared with other brands. For this reason, the high and low brand image has an impact on buying interest. The results of the analysis show that a good Brand Image on smartphone products has an effect on consumer buying interest. This is because among students even though the brand image is good,

they do not necessarily have the intention to buy because there are a number of things that they cannot fulfill, such as the price of a high iphone smartphone and some features that they consider unfamiliar with their needs. This is what indicates that there is no influence between brand image and buying interest.

#### **Testing the Fifth Hypothesis**

Based on path diagram images and Table 6, it can be seen that the calculated t value of the Brand Trust variable on Purchase Interest is 2.020 greater than the value of the t table with a P value of 0.044 below 0.05, this proves that the Brand Trust has a positive and significant effect on Buying Interest (Hypothesis 5 is accepted). The results of this study are in line with the previous research of Pratiwi et al. (2015), which items with trusted brand consumers tend to repeat purchases on that brand compared to other brands. For this reason, the high and low brand trust has an impact on buying interest. The results of the analysis show that good Brand Trust in smartphone products has an effect on consumer buying interest. This is because consumers have believed in a brand, so the consumer will buy back the brand that he believes. Trust in the brand if denied by the brand owner will be difficult for consumers to be interested in buying back the product.

#### **Testing of the Sixth Hypothesis**

Based on path diagram images and Table 7, it can be seen that the eWOM variable t value of Purchase Interest mediated by the brand image is 1.360 smaller than the t table value with a P value of 0.174 above 0.05, the results of this study explain that it turns out brand image variable cannot mediate eWOM's influence on indirect buying interest.

#### **Testing of the Seventh Hypothesis**

Based on the path diagram image and Table 7, it can be seen that the t count value of eWOM variable on the Purchase Interest mediated by the Trust brand is 1.556 smaller than the value of the t table with a P value of 0.120 above 0.05 The results of this study explain that the variable Trust brands cannot mediate eWOM's influence on indirect buying interest.

#### **CONCLUSION**

The role of eWOM can be used as a force in marketing at the present time, as evidenced by testing the hypothesis that eWOM affects the Brand Image and Brand Trust so that it will directly affect the Buying Interest. But Brand Image and Brand Trust cannot be used as mediating variables because it indirectly does not affect Buying Interest.

#### **REFERENCE**

- Al-Halbusi, H. and Tehseen, S. 2018. The Effect of Electronic Word-Of-Mouth (EWOM) On Brand Image and Purchase Intention: A Conceptual Paper. *SocioEconomic Challenges*, Volume 2, Issue 3, 2018, pp. 83-94.
- Anastasiu, B. and Dospinescu, N. 2019. Electronic Word-of-Mouth for Online Retailers: Predictors of Volume and Valence. *Sustainability* 2019, 11, 814, pp. 1-18.
- Arumsari, R. and Ariyanti, M. 2017. The Effect of Electronic Word of Mouth, Brand Image, Customer Trust and Customer Satisfaction Towards Repurchase Intention at PT. GO-JEK

Commented [A6]: Follow the format journal

- Indonesia. *International Journal of Science and Research (IJSR)*, Volume 6 Issue 7, July 2017, pp. 1732-1737.
- Bougie, and Sekaran. 2013. 5th Edition, *Research Methods for Business: A skill Building Approach*. New York: John Wiley and Sons.
- Cynthiadewi, P.R. and Hatammimi, J. 2014. The Influence of Electronic Word of Mouth Toward Brand Image and Purchase Intention of 13<sup>th</sup> Shoes. *Proceeding*, International Conference on Economics, Education and Humanities (ICEEH'14) Dec. 10-11, 2014 Bali (Indonesia), pp. 66-70.
- Gensler, S., Völckner, F., Thompkins, Y.L., and Wiertz, C. 2013. Managing Brands in the Social Media Environment. *Journal of Interactive Marketing*, 27 (2013), pp. 242–256.
- Gunawan, A., Diana, B., Muchardie, B.G., and Sitingjak, M.F. 2016. The Effect of Involvement and Electronic Word of Mouth (eWOM) on Brand Image and Its Impact on Consumers Brand Switching of Mamypoko. *International Journal of Economics and Management*, 10(S1): 19 – 31 (2016), pp. 19-31.
- Jalilvand, M.R. and Samiei, N. 2012. The Effect of Electronic Word of Mouth on Brand Image and Purchase Intention, *Marketing Intelligence & Planning*, Vol. 30 Issue: 4 (Date online 15/5/2012), pp. 1-14.
- Jansen, B.J., Zhang, M., Sobel, K., and Chowdury, A. 2009. Twitter Power: Tweets as Electronic Word of Mouth. *Journal of the American Society for Information Science and Technology*, 60 (11):2169–2188, 2009, pp. 1-20.
- Kala, D. and Chaubey, D.S. 2018. Impact of Electronic Word of Mouth on Brand Image and Purchase Intention towards Lifestyle Products in India. *Pacific Business Review International*, Volume 10 Issue 9, March 2018, pp. 135-144.
- Khan, K. and Ali, M. 2017. Impact of Electronic Word of Mouth on Consumer Purchase Intention in Footwear Industry of Pakistan. *Arabian Journal of Business and Management Review (Kuwait Chapter)*, Vol. 6 (12), 2017, pp. 52-63.
- Lin, C., Wu, Y.S., and Chen, J.C.V. 2013. Electronic Word-of-Mouth: The Moderating Roles of Product Involvement and Brand Image. *Proceedings of International Conference on Technology Innovation and Industrial Management*, 29-31 May 2013, Puket, Thailand, pp. 29-47.
- Luong, D.B., Vo, T.H.G., and Le, K.H. 2017. The impact of Electronic Word of Mouth on Brand image and Buying Decision: An Empirical Study in Vietnam Tourism. *International Journal of Research Studies in Management*, 2017 Volume 6 Number 1, pp. 53-63.
- Petek, N. and Ruzzier, M.K. 2013. Brand Identity Development and the Role of Marketing Communications: Brand Experts' View. *Managing Global Transitions*, 11 (1), 2013, pp. 61–78.
- Pratiwi, D.M., Saerang, D.P.E., and Tumewu, F. 2015. The Influence of Brand Image, Brand Trust and Customer Satisfaction on Brand Loyalty (Case Of Samsung Smartphone). *Jurnal Berkala Ilmiah Efisiensi*, Volume 15 No. 05 Tahun 2015, pp. 377-385.
- Schiffman and Kanuk. 2007. *Consumer behavior (Perilaku Konsumen)*. Second Edition. Jakarta: PT. Indeks Gramedia
- Tariq, M., Abbas, T., Abrar, M., & Iqbal, A. 2017. EWOM and brand awareness impact on consumer purchase intention: mediating role of brand image. *Pakistan Administrative Review*, 1(1), 84-102. <https://nbn-resolving.org/urn:nbn:de:0168-ssoar-51876-8>.

# EWOM'S STRENGTH ON BRAND IMAGE AND BRAND TRUST, AND ITS IMPACT ON INTEREST TO BUY IPHONE SMARTPHONE PRODUCTS

**Bob Foster<sup>1</sup> and Muhamad Deni Johansyah<sup>2</sup>**

<sup>1</sup>University of Business and Informatics Indonesia

Jl. Soekarno-Hatta No.643, Sukapura, Kiaracondong, Bandung City, West Java 40285, Indonesia

<sup>2</sup>Department of Mathematics, Faculty of Mathematics and Natural Sciences, Universitas Padjadjaran

Jl. Raya Bandung-Sumedang Km 21, Jatinangor, Sumedang, Jawa Barat 45363, Indonesia

Email: bobriset@unibi.ac.id; deni\_johansyah@yahoo.com

## ABSTRACT

At present time, electronic word of mouth, brand image, and brand trust are variables that are prioritized in the smartphone business competition. Increasing new smartphone vendors and creating smartphone products with advantages over other brands will cause consumers to recognize products according to their needs. This study aims to analyze the power of eWOM on brand image and brand trust and its impact on buying interest of iPhone smartphones among students. [This research uses descriptive method and PLS path analysis.](#) The population in this research was all Widyatama University students with samples collection using an iteration formula. [The study samples were 116 respondents.](#) The results of this study explain that eWOM affects the brand image and brand trust by 16.9% and 11.4% and the rest is influenced by other variables not examined in this study. Whereas eWOM affected purchase interest by 32.4%, brand image and brand trust cannot be used as mediating variables because it indirectly does not affect buying interest.

**Keywords: eWOM, Brand Image, Brand Trust, Buying Interest**

## INTRODUCTION

The internet as a medium of sales and promotion that is recognized as having a considerable contribution in this instant era. So many products are offered on the internet, ranging from primary needs to tertiary needs. Sales and promotions are not only goods, but sales of services are also carried out in this virtual world. Most companies show an increasing tendency to use social media as an effective communication with their consumers. This tool can provide interactive communication between customers and companies without restrictions on time and place. Customers can tell and share experiences with the products they use as if they will become partners of the company, so that the company can establish long-term relationships with customers than before. Information technology has brought great changes to the world including Indonesia. Based on CIMB data in [www.bareksa.com](http://www.bareksa.com), 2016. Recorded smartphone users in Indonesia have reached 38.6%, an increase in 2014 which was only 28.2%. Some smartphone brands that fill the market in Indonesia include Samsung, Apple, Asus, Lenovo, Huawei, Evercoss, Advan, Xiaomi, Oppo, etc. In 2015 Indonesian market leading vendors included Samsung. According to data released by the Gartner institution on global smartphone sales in the first quarter of 2015, Samsung as the market leader with a 20.7% market share followed by Apple 17.7%, Huawei 8.3.6%, Oppo 3.2%, and others. While in 2016 Apple became the leader of 17.9% and only 1% different from Samsung at 17.8%. The numbers of brands that have sprung up makes consumers have a lot of choices and consumers' buying interest is getting higher to buy a product. Schiffman and Kanuk (2007) define buying interest as a person's attitude towards



objects that are very suitable in measuring the attitudes of certain categories of products, services, or brands. The presence of new smartphone vendors that emerge and create smartphone products with advantages over other brands will cause consumers to recognize products according to their needs. At present, electronic word of mouth, brand image, and brand trust are variables that are prioritized in the smartphone business competition. These variables can be used as material for consideration for purchasing smartphone products (Arumsari and Ariyanti, 2017; Gunawan et al., 2016). Therefore, this study aims to determine the effect of electronic word of mouth, brand image, and brand trust and its impact on buying interest. Because the business environment is running more and more, the atmosphere of competition is heating up, this research will contribute to companies to understand the effects of eWOM activities on buying interest, and to guide them more effectively in conducting marketing strategies. This procedure was adapted from the Al-Halbusi and Teheseen (2018) models. Models that have been developed by others require to be tested again in different cultures or product/service categories for their theoretical validity and reliability. Thus, it is acceptable that the model is more generalized than before.

### **Specific objective**

Assessing eWOM on brand image and brand trust and its impact on buying interest in iPhone smartphone products of BEC (Bandung Elektronik Center) consumers.

### **Research Hypothesis**

Ha1: eWOM has a positive effect on Brand Image of iPhone smartphone products

Ha2: eWOM has a positive effect on Brand Trust iPhone smartphone products

Ha3: eWOM has a positive effect on Interest in buying iPhone smartphone products

Ha4: Brand Trust has a positive effect on Interest in buying iPhone smartphone products

Ha5: Brand Image has a positive effect on interest in buying iPhone smartphone products

Ha6: eWOM has a positive effect on Interest in buying iPhone smartphone products that are mediated by Brand Image

Ha7: eWOM has a positive effect on Interest in buying iPhone smartphone products mediated by Brand Trust

### **Statement of the Problem**

The more sophisticated information technology makes a community dependent on using smartphones as a means of information that has many features. Thus, causing competition among smartphone companies. Marked by the emergence of new brands from smartphone companies making people selective in choosing smartphone brands. The brands that lead in smartphone sales today are Samsung and iPhone. This study replicates research from Arumsari and Ariyanti, (2017) and Gunawan et al. (2016), which found that eWOM had a positive effect on Brand Image, Brand Trust, and Interest in Purchasing smartphone products. In addition, there is also a positive influence between Brand Image, Brand Trust, and Interest in Buying smartphone products, as well as a positive influence between Brand Trust and Interest in Buying smartphone products. In addition, in previous studies it was also found that Brand Image and Brand Trust were not the perfect mediation between eWOM and Buying Interest. However, the position of these two mediations can increase the total influence of eWOM on Buying Interests.

## **THEORY REVIEW**

In the world of marketing, interpersonal communication between consumers can be in the form of delivering Word of Mouth (WOM) messages. Tariq et al. (2017) define WOM as personal informal communication to individuals between communicators (who are judged not to be part of commercial marketers/sources) and recipients regarding products, brands, services and companies. WOM communication occurs when consumers provide suggestions or opinions and share experiences with other consumers about a product, service, or brand (Schiffman and Kanuk, 2007).

WOM information is included in the category of informal communication with characteristics conveyed by informal sources or not conveying messages on behalf of the organization/company. The form of WOM communication itself can be in the form of providing information or advice about products by parents or friends. Because seeing that the sender of the message is judged not to get any benefit related to the decision of the recipient of the message later, then the informal communication of Word of Mouth is considered more persuasive (Jalilvand and Samiei, 2012; Cynthiadewi and Hatammimi, 2014).

Although the world of marketing communications continues to develop with a variety of new technologies and methods, it turns out that the study of WOM has not been abandoned. The importance of the study of WOM communication in the marketing world is indicated by the increasing number of studies on WOM published in various major business journals. In his research, Jansen et al. (2009) found that the first article on the topic of Word of Mouth was published in a major business journal in 1997 and the number of subsequent studies has continued to increase since then. Kala and Chaubey (2018) conducted a study that discussed the motivation of consumers to carry out eWOM communication. According to him, eWOM is a positive or negative statement made by potential consumers, real consumers, or former consumers about a product or company that can be accessed by many people or institutions through the internet. In this study, integration of traditional WOM motifs with the characteristics found in eWOM was integrated. EWOM indicators according to Petek and Ruzzier (2013): 1) Platform assistance 2) Venting negative feelings 3) Concern for other consumers 4) Extraversion/positive self-improvement. 5) Helping the company 6) Advice seeking.

Brand trust is defined as the security that the product user has, in his interactions with a brand based on the perception that the brand can be trusted and takes into account the interests and welfare of consumers (Pratiwi et al., 2015). Brand trust is a consumer's willingness to generally depend on the brand's ability to describe the function of its product (Lin et al., 2013). Brand trust is something that can be trusted and reliable (Gensler et al., 2013). Willingness is not too influential, because the argument believes if a consumer wants to depend on the brand (Bougie and Sekaran, 2013).

Brand image of a company can influence long-term profits, encourage consumers to buy products at premium prices, increase stock selling prices, competitive advantage and marketing success (Luong et al., 2017). WOM can have a very strong influence on consumer perceptions of a product (Khan and Ali, 2017). Trust in the brand is the willingness of consumers to trust the brand with all the risks because of the expectations promised by the brand in providing positive results (Pratiwi et al., 2015).

Buying interest is a psychological force that exists within an individual, which has an effect on taking action (Schiffman&Kanuk 2007). A product is said to have been consumed if the

consumer has decided to buy it. The decision to buy is influenced by the value of the product being evaluated. If the benefits felt are greater than the sacrifice to get it, then the drive to buy is higher. Conversely, if the benefits are smaller than the sacrifice, usually the buyer will refuse to buy and generally will switch to evaluating other similar products (Anastasiu and Doospinescu, 2019).

### Conceptual Framework

By displaying research variables which are latent variables, the indicators used to measure these variables are not shown in the Figure 1.

Electronic Word of Mouth is measured by six indicators, Brand Image is measured by six indicators, and Brand Trust is measured by eleven indicators, while buying interest is measured by three indicators.

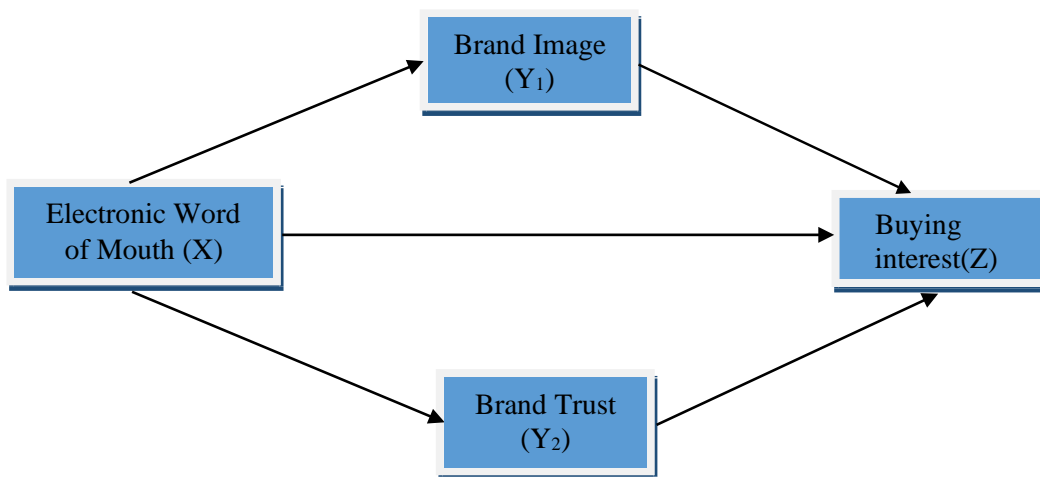


Figure 1. Research Model

### RESEARCH DESIGN

Luong et al. (2017), descriptive studies have several advantages such as; helps in understanding the characteristics of a group in certain situations, helps in systematic thinking about aspects in certain situations. It also offers ideas for further investigation and research and helps in making certain simple decisions. Bougie and Sekaran (2013). say that descriptive research is to describe the characteristics of an object, person, group, organization, or environment. In other words, descriptive research tries to "draw pictures" of certain situations by answering who, what, when, where and how. The quantitative analysis used in this study is path analysis and SmartPLS software version 3.0. PLS (Partial Least Square) is a variant-based structural equation (SEM) analysis that can simultaneously test measurement models while testing structural models. The measurement model is used to test validity and reliability, while the structural model is used to test causality (testing hypotheses with prediction models).

### Target Population

Population is a generalization area consisting of objects or subjects that have certain qualities and characteristics set by researchers to be studied and then conclusions drawn, Sugiyono (2010). In this study the population is the consumer, because the number of population to be studied is not identified (unidentified) so in conducting this study the authors take samples. Understanding the

sample is part of the number and characteristics possessed by the population Sugiyono (2010).

### Sampling Frame

The samples in this study were Widyatama University students who used an Iphone Smartphone. Samples in this study used nonprobability sampling techniques, namely sampling techniques that did not provide equal opportunities/chances for each element or member of the population to be selected as samples. Because the population is unknown, the sample was taken by incidental sampling method, namely the technique of determining the sample based on chance, that is, anyone who accidentally/incidentally met with the researcher could be used as a sample, if the person who happened to be found was suitable as a data source. The sample that will be chosen by the author as the source of data needed for this research is Consumers who are in the BEC (Bandung Electronic Center) who use Iphone smartphones. Because of the unknown population size, the determination of the number of samples is done using the iteration formula outlined by Sitepu which can be taken through several calculation stages. 1) Determining the price estimate of the smallest coefficient of correlation ( $r$ ) between independent variables and dependent variables; 2) Determining the real level ( $\alpha$ ) and test power ( $1-\beta$ ); 3) Determining the sample size iteratively If the minimum iterative sample size is first and second is the value until the unit number is the same, the iteration stops. If not the same, the third iteration needs to be done by using a formula such as the second iteration. In this study determined  $\alpha = 0.05$  or 5%,  $1-\beta = 0.95$  or 95%,  $r = 0.30$  from the normal distribution table obtained  $\kappa_{1-\alpha} = 1.645$  and  $\kappa_{1-\beta} = 1.645$ .

In the first iteration use the formula:

$$\eta_1 = \frac{\kappa_{1-\alpha} + \kappa_{1-\beta}}{(\nu_r)^2} + 3, \quad (1)$$

with

$$\nu_{r1} = \frac{1}{2} \text{Ln} \left( \frac{1+r}{1-r} \right). \quad (2)$$

Where  $\kappa_{1-\alpha}$  and  $\kappa_{1-\beta}$  is a constant obtained from a normal distribution. In the second iteration using the formula:

$$\eta_2 = \frac{(\kappa_{1-\alpha} + \kappa_{1-\beta})^2}{(\nu_r)^2} + 3, \quad (3)$$

with

$$\nu_{r2} = \frac{1}{2} \text{Ln} \left( \frac{1+r}{1-r} \right) + \left( \frac{r}{2(\eta-1)} \right). \quad (4)$$

To calculate samples, by using equation (2) obtained a value  $\nu_{r1}=0.309519604$ , and by using equation (1) a value is obtained  $\eta_1=115.9836173$ , and rounded up to become  $\eta_1 = 116$ .

To calculate  $\nu_{r2}$ , done using equation (2) so that it is obtained  $\nu_{r2}=0.310823573$ . Furthermore, using equation (3) obtained a value  $\eta_2=115.6185624$ , and rounded up to become  $\eta_2=116$ .

Because  $\eta_1$  and  $\eta_2$  have reached the same value of 116, the minimum sample size is 116 consumers who are in BEC, the study sample was set to 116 respondents.

## DATA PROCESSING AND ANALYSIS

Characteristics of respondents who were sampled in this study through sampling are as many as 116 respondents. The other characteristics are:

**Table 2 Characteristics of Respondents**

No	Characteristics of Respondents		Frequency	Percentage
1	Gender	Male	55	47%
		Female	61	53%
2	Age	< 17 years old	13	11%
		18 – 25 years old	30	26%
		26 – 30 years old	35	30%
		>30 years old	38	33%
3	Occupation	Private	45	39%
		College student	61	52%
		Others	10	9%

### Validity Test and Data Reliability

Convergent validity of the measurement model can be seen from the correlation between the indicator score and the variable score. The indicator is considered valid if it has an AVE value above 0.5 or shows all variable outer loading dimensions have a loading value of > 0.5. [The following are the results of validating the data using smartPLS 3.0 software:](#)

**Tabel 3. Outer Loadings**

	Brand Image	Brand Trust	Buying Interest	eWOM	Brand Image	Brand Trust	Buying Interest	eWOM
BI1	<b>0.651</b>			MB4			<b>0.843</b>	
BI10	<b>0.704</b>			MB5			<b>0.835</b>	
BI2	<b>0.744</b>			MB6			<b>0.595</b>	
BI3	<b>0.773</b>			MB7			<b>0.697</b>	
BI4	<b>0.636</b>			MB8			<b>0.590</b>	
BI5	<b>0.803</b>			eWOM1				<b>0.623</b>
BI6	<b>0.797</b>			eWOM10				<b>0.786</b>
BI7	<b>0.810</b>			eWOM11				<b>0.749</b>
BI8	<b>0.849</b>			eWOM12				<b>0.708</b>
BI9	<b>0.711</b>			eWOM13				<b>0.512</b>
BT1		<b>0.892</b>		eWOM2				<b>0.528</b>
BT2		<b>0.760</b>		eWOM3				<b>0.603</b>
BT3		<b>0.847</b>		eWOM4				<b>0.691</b>
BT4		<b>0.830</b>		eWOM5				<b>0.761</b>
BT5		<b>0.883</b>		eWOM6				<b>0.661</b>
MB1			<b>0.748</b>	eWOM7				<b>0.759</b>
MB2			<b>0.771</b>	eWOM8				<b>0.778</b>

Reliability testing is used to test the accuracy of the results of questionnaire measurements that are closely related to trust problems. A test level is said to have a level of trust if the test gives the right results, a variable is said to be sufficiently reliable if the variable has the value of construct reliability and Cronbach Alpha is greater than 0.6. The following are the results of the reliability test in the study:

**Table 4. Construct Reliability**

	Cronbach's Alpha	rho_A	Composite Reliability	Average Variance Extracted (AVE)
Brand Image	0.915	0.930	0.927	0.563
Brand Trust	0.899	0.919	0.925	0.712
Buying Interest	0.881	0.893	0.905	0.548
eWOM	0.911	0.917	0.925	0.512

In this study the value of Composite Reliability and Cronbach Alpha is greater than 0.6, so it can be concluded that all variables in this study have met the reliability requirements.

#### Measurement Model (Inner Model)

In assessing the model with PLS it starts by looking at the R-square for each dependent latent variable, here is the R square value of the dependent latent variable:

**Table 5.R Square Variabel Dependent**

	R Square	RSquare Adjusted
Brand Image	0.169	0.162
Brand Trust	0.114	0.106
Buying Interest	0.324	0.306

Based on Table 5, it can be seen that the R Square value of eWOM's research variable on Brand Image (BI) is 0.169, this proves that BI can be explained by eWOM variables by 16.9%, while the rest is influenced by other variables not examined in this study. Whereas eWOM for Brand Trust and Purchase Interest is influenced by 11.4% and 32.4% respectively, while the rest is influenced by other variables not examined in the research model.

#### RESEARCH HYPOTHESIS

Testing the hypothesis in this study is based on the values found in the structural model analysis; the significance level is obtained from the comparison of t count values with the t table value which is equal to 1,980. Following are the results of hypothesis testing output using smartPLS 3.0:

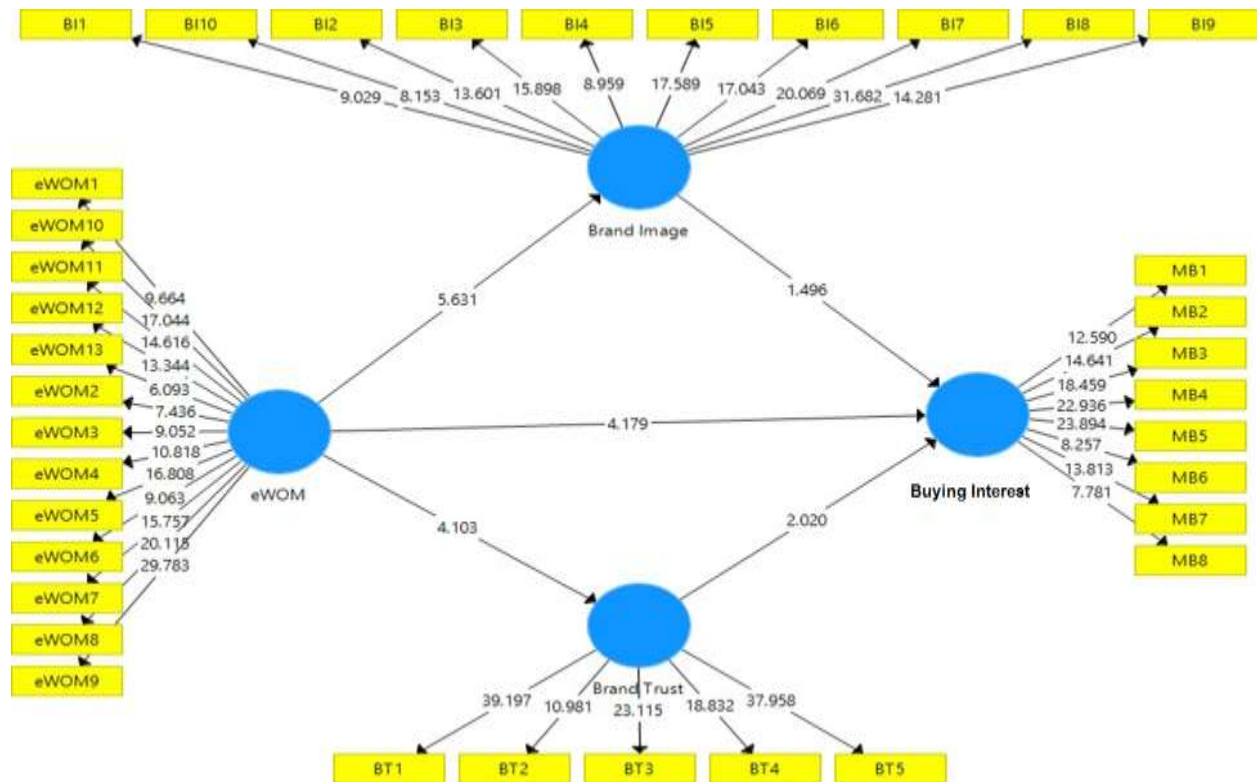


Figure 2. Path Diagram Testing the Research Hypothesis

Table 6. Path Coeffisien

	Original Sample (O)	Sample Mean (M)	Standard Deviation (STDEV)	T Statistics ( O/STDEV )	P Values
eWOM -> Brand Image	0.419	0.435	0.074	5.631	0.000
eWOM -> Brand Trust	0.336	0.349	0.082	4.103	0.000
eWOM ->MinatBeli	0.493	0.505	0.064	7.651	0.000
Brand Image ->Buying interest	0.168	0.166	0.112	1.496	0.135
Brand Trust ->Buying interest	0.205	0.217	0.102	2.020	0.044

Table 7. Specific Indirect Effect

	Original Sample (O)	Sample Mean (M)	Standard Deviation (STDEV)	T Statistics ( O/STDEV )	P Values
eWOM -> Brand Image ->Buying interest	0.070	0.072	0.052	1.360	0.174
eWOM -> Brand Trust ->Buying interest	0.069	0.077	0.044	1.556	0.120

### Testing the First Hypothesis

Based on the path diagram image and Table 6, it can be seen that the eWOM variable t value of the Brand Image is 5.631 greater than the t table value with a P value of 0.000 below 0.05, this proves that eWOM has a positive and significant effect on Brand Image (Hypothesis 1 accepted) According to Tariq et al. (2017), "this kind of message can effectively reduce risk and

uncertainty is recognized by consumers when purchasing products or services, so that purchase intention and decision-making can be further influenced". This type of message (e-WOM) can effectively reduce the risks and uncertainties that consumers know when buying products or services, so that their purchase intentions and decision making can be more influenced. Likewise in the research of Pratiwi et al. (2015), stated that eWOM functioned as one of the ways of marketing so that consumers could immediately understand and be clear about a brand of smartphone products. For this reason, a variety of useful information and various opinions from other people that are positively related to a brand, eWOM can encourage the emergence of Brand Image. So that eWOM has a positive strength that is the choice of many companies in marketing their products using internet media.

### **Testing of the Second Hypothesis**

Based on path diagram images and Table 6, it can be seen that the eWOM variable t value for Brand Trust is 4.103 greater than the t table value with a P value of 0.000 below 0.05, this proves that eWOM has a positive and significant effect on the Brand Trust (Hypothesis 2 is accepted). This illustrates that iPhone smartphones have good trust in consumers' hearts, with eWOM they can more easily see and review iPhone smartphones both positive and negative impressions as product information. This is in line with the research of Pratiwi et al. (2015), eWOM proved to have an effect on Brand Trust. When service meets expectations, trust in the brand is built. For this reason, the brand image obtained by consumers has an impact on trust because when the brand is able to create trust in the services expected by consumers.

### **Testing of the Third Hypothesis**

Based on path diagram images and Table 6, it can be seen that the eWOM variable t value for Purchase Interest is 7.651 greater than the t table value with a P value of 0.000 below 0.05, this proves that eWOM has a positive and significant effect on buying interest (Hypothesis 3 is accepted) Based on previous testing that when consumers already have a picture or information about the brand and have good trust in the iPhone smartphone then they will directly have an interest in buying. WOM communication occurs when consumers provide suggestions or opinions and share experiences with other consumers about a product, service, or brand (Schiffman and Kanuk, 2007). This is stated in the research of Pratiwi et al. (2015) that iPhone Consumers have hopes to get a guarantee of satisfaction when using the product, even though there is a possibility of the risks they receive. With the existence of good brand trust in a product, it will increase consumer buying interest. A product with a brand that has been trusted, consumers will tend to repeat purchases on that brand.

### **Testing of the Fourth Hypothesis**

Based on path diagram images and Table 6, it can be seen that the t value of the Brand Image variable on Purchasing Interest is 1.496 smaller than the value of t table with a P value of 0.135 above 0.05, this proves that Brand Image does not have a positive and significant effect against buying interest (Hypothesis 4 rejected) this is contrary to the research of Pratiwi et al. (2015), Brand Image proved to have a significant effect on Buying Interest, meaning that an item with a good or good brand, consumers tend to repeat purchases on that brand compared with other brands. For this reason, the high and low brand image has an impact on buying interest. The results of the analysis show that a good Brand Image on smartphone products has an effect on consumer buying interest. This is because among students even though the brand image is good,



they do not necessarily have the intention to buy because there are a number of things that they cannot fulfill, such as the price of a high iphone smartphone and some features that they consider unfamiliar with their needs. This is what indicates that there is no influence between brand image and buying interest.

### **Testing the Fifth Hypothesis**

Based on path diagram images and Table 6, it can be seen that the calculated t value of the Brand Trust variable on Purchase Interest is 2.020 greater than the value of the t table with a P value of 0.044 below 0.05, this proves that the Brand Trust has a positive and significant effect on Buying Interest (Hypothesis 5 is accepted). The results of this study are in line with the previous research of Pratiwi et al. (2015), which items with trusted brand consumers tend to repeat purchases on that brand compared to other brands. For this reason, the high and low brand trust has an impact on buying interest. The results of the analysis show that good Brand Trust in smartphone products has an effect on consumer buying interest. This is because consumers have believed in a brand, so the consumer will buy back the brand that he believes. Trust in the brand if denied by the brand owner will be difficult for consumers to be interested in buying back the product.

### **Testing of the Sixth Hypothesis**

Based on path diagram images and Table 7, it can be seen that the eWOM variable t value of Purchase Interest mediated by the brand image is 1.360 smaller than the t table value with a P value of 0.174 above 0.05, the results of this study explain that it turns out brand image variable cannot mediate eWOM's influence on indirect buying interest.

### **Testing of the Seventh Hypothesis**

Based on the path diagram image and Table 7, it can be seen that the t count value of eWOM variable on the Purchase Interest mediated by the Trust brand is 1.556 smaller than the value of the t table with a P value of 0.120 above 0.05 The results of this study explain that the variable Trust brands cannot mediate eWOM's influence on indirect buying interest.

## **CONCLUSION**

The role of eWOM can be used as a force in marketing at the present time, as evidenced by testing the hypothesis that eWOM affects the Brand Image and Brand Trust so that it will directly affect the Buying Interest. But Brand Image and Brand Trust cannot be used as mediating variables because it indirectly does not affect Buying Interest.

## **REFERENCE**

- Al-Halbusi, H. and Tehseen, S. 2018. The Effect of Electronic Word-Of-Mouth (EWOM) On Brand Image and Purchase Intention: A Conceptual Paper. *SocioEconomic Challenges*, Volume 2, Issue 3, 2018, pp. 83-94.
- Anastasiu, B. and Dospinescu, N. 2019. Electronic Word-of-Mouth for Online Retailers: Predictors of Volume and Valence. *Sustainability* 2019, 11, 814, pp. 1-18.
- Arumsari, R. and Ariyanti, M. 2017. The Effect of Electronic Word of Mouth, Brand Image, Customer Trust and Customer Satisfaction Towards Repurchase Intention at PT. GO-JEK

- Indonesia. *International Journal of Science and Research (IJSR)*, Volume 6 Issue 7, July 2017, pp. 1732-1737.
- Bougie, and Sekaran. 2013. 5th Edition, *Research Methods for Business: A skill Building Approach*. New York: John Wiley and Sons.
- Cynthiadewi, P.R. and Hatammimi, J. 2014. The Influence of Electronic Word of Mouth Toward Brand Image and Purchase Intention of 13<sup>th</sup> Shoes. *Proceeding*, International Conference on Economics, Education and Humanities (ICEEH'14) Dec. 10-11, 2014 Bali (Indonesia), pp. 66-70.
- Gensler, S., Völckner, F., Thompkins, Y.L., and Wiertz, C. 2013. Managing Brands in the Social Media Environment. *Journal of Interactive Marketing*, 27 (2013), pp. 242–256.
- Gunawan, A., Diana, B., Muchardie, B.G., and Sitinjak, M.F. 2016. The Effect of Involvement and Electronic Word of Mouth (eWOM) on Brand Image and Its Impact on Consumers Brand Switching of Mamypoko. *International Journal of Economics and Management*, 10(S1): 19 – 31 (2016), pp. 19-31.
- Jalilvand, M.R. and Samiei, N. 2012. The Effect of Electronic Word of Mouth on Brand Image and Purchase Intention, *Marketing Intelligence & Planning*, Vol. 30 Issue: 4 (Date online 15/5/2012), pp. 1-14.
- Jansen, B.J., Zhang, M., Sobel, K., and Chowdury, A. 2009. Twitter Power: Tweets as Electronic Word of Mouth. *Journal of the American Society for Information Science and Technology*, 60 (11):2169–2188, 2009, pp. 1-20.
- Kala, D. and Chaubey, D.S. 2018. Impact of Electronic Word of Mouth on Brand Image and Purchase Intention towards Lifestyle Products in India. *Pacific Business Review International*, Volume 10 Issue 9, March 2018, pp. 135-144.
- Khan, K. and Ali, M. 2017. Impact of Electronic Word of Mouth on Consumer Purchase Intention in Footwear Industry of Pakistan. *Arabian Journal of Business and Management Review (Kuwait Chapter)*, Vol. 6 (12), 2017, pp. 52-63.
- Lin, C., Wu, Y.S., and Chen, J.C.V. 2013. Electronic Word-of-Mouth: The Moderating Roles of Product Involvement and Brand Image. *Proceedings of International Conference on Technology Innovation and Industrial Management*, 29-31 May 2013, Puket, Thailand, pp. 29-47.
- Luong, D.B., Vo, T.H.G., and Le, K.H. 2017. The impact of Electronic Word of Mouth on Brand image and Buying Decision: An Empirical Study in Vietnam Tourism. *International Journal of Research Studies in Management*, 2017 Volume 6 Number 1, pp. 53-63.
- Petek, N. and Ruzzier, M.K. 2013. Brand Identity Development and the Role of Marketing Communications: Brand Experts' View. *Managing Global Transitions*, 11 (1), 2013, pp. 61–78.
- Pratiwi, D.M., Saerang, D.P.E., and Tumewu, F. 2015. The Influence of Brand Image, Brand Trust and Customer Satisfaction on Brand Loyalty (Case Of Samsung Smartphone). *Jurnal Berkala Ilmiah Efisiensi*, Volume 15 No. 05 Tahun 2015, pp. 377-385.
- Schiffman and Kanuk. 2007. *Consumer behavior (Perilaku Konsumen)*. Second Edition. Jakarta: PT. Indeks Gramedia
- Tariq, M., Abbas, T., Abrar, M., & Iqbal, A. 2017. EWOM and brand awareness impact on consumer purchase intention: mediating role of brand image. *Pakistan Administrative Review*, 1(1), 84-102. <https://nbn-resolving.org/urn:nbn:de:0168-ssoar-51876-8>.

---

## Editorial Decision IJICC\_2019\_1168

2 pesan

---

editor ijicc <editor.ijicc321@gmail.com>

2 November 2019 17.32

Kepada: bobriset@unibi.ac.id

Dear Dr. Bob Foster

It is my pleasure that your paper entitled "Ewom's Strength On Brand Image And Brand Trust, And Its Impact On Interest To Buy Iphone Smartphone Products" submitted for publication in International Journal of Innovation, Creativity and Change, has been accepted for publication in the fregular issue.

Best regards

Loh Wei-Lyn  
Editorial Assistant  
International Journal of Innovation, Creativity and Change  
ISSN:2201-1315/E-ISSN:2201-1323  
Scopus Indexation url: <https://www.scopus.com/sourceid/21100819610>  
Intellectual Edge Consultancy SDN Bhd  
B2-1902, TTDI Adina Jalan Judo 13/45  
Shah Alam 40100 Selangor  
Malaysia

---

bob foster <bobriset@unibi.ac.id>

2 November 2019 20.12

Kepada: editor ijicc <editor.ijicc321@gmail.com>

Dear  
Editor

Thanks you very much.

Best wishes

Dr. Bob Foster

[Kutipan teks disembunyikan]



# International Journal of Innovation, Creativity and Change

(Print) ISSN 2201-1315  
(Online) ISSN 2201-1323



Date: 2 November 2019  
Ref.: Regular\_ [IJICC\_2019\_1168]

Dear authors,

**Bob Foster<sup>1,\*</sup> and Muhamad Deni Johansyah<sup>2</sup>**

<sup>1</sup>University of Business and Informatics Indonesia  
Jl. Soekarno-Hatta No.643, Sukapura, Kiaracondong, Bandung City, West Java 40285, Indonesia

<sup>2</sup>Department of Mathematics, Faculty of Mathematics and Natural Sciences, Universitas Padjadjaran  
Jl. Raya Bandung-Sumedang Km 21, Jatinangor, Sumedang, Jawa Barat 45363, Indonesia

<sup>1</sup>Email: [bobriset@unibi.ac.id](mailto:bobriset@unibi.ac.id)


<sup>2</sup>Email: [muhamad.deni@unpad.ac.id](mailto:muhamad.deni@unpad.ac.id)

It's my pleasure to inform you that, after the peer review, your paper "*EWOW'S Strength on Brand Image and Brand Trust and its' Impact on Interest to Buy iPhone Smartphone Products*" has been ACCEPTED to publish in our journal namely ***International Journal of Innovation, Creativity and Change***, ISSN: 2201-1315. It will be published in the ***Regular Issue of December 2019***. I believe that our collaboration will help to accelerate the global knowledge creation and sharing one step further. Please do not hesitate to contact me if you have any further questions.

Sincerely,

Managing Editor

**International Journal of Innovation, Creativity and Change**



# EWOW'S Strength on Brand Image and Brand Trust and its' Impact on Interest to Buy iPhone Smartphone Products

**Bob Foster<sup>a</sup>, Muhamad Deni Johansyah<sup>b</sup>**, <sup>a</sup>University of Business and Informatics Indonesia, Jl. Soekarno-Hatta No.643, Sukapura, Kiaracondong, Bandung City, West Java 40285, Indonesia, <sup>b</sup>Department of Mathematics, Faculty of Mathematics and Natural Sciences, Universitas Padjadjaran, Jl. Raya Bandung-Sumedang Km 21, Jatinangor, Sumedang, Jawa Barat 45363, Indonesia, Email: [bobriset@unibi.ac.id](mailto:bobriset@unibi.ac.id), [deni\\_johansyah@yahoo.com](mailto:deni_johansyah@yahoo.com)

At the present time, electronic word of mouth, brand image, and brand trust are variables that are prioritized in the smartphone business competition. Increasing new smartphone vendors and creating smartphone products with advantages over other brands will cause consumers to recognize products according to their needs. This study aims to analyze the power of eWOM on brand image and brand trust and its impact on iPhone smartphone buying interest among students. This research uses descriptive method and PLS path analysis. The population in this research was Widyatama University students with sample collection using an iteration formula. The study samples were 116 respondents. The results of this study explain that eWOM affects the brand image and brand trust by 16.9% and 11.4% respectively and the remaining influence is due to other variables not examined in this study. EWOM affected purchase interest by 32.4% and brand image and brand trust cannot be used as mediating variables because indirectly these variable do not affect buying interest.

**Key words:** *EWOM, Brand Image, Brand Trust, Buying Interest.*

## Introduction

The internet as a medium of sales and promotion is recognized as having a considerable contribution in this era of instant gratification. Many products are offered on the internet, which cater to a range of needs from primary needs to tertiary needs. Sales and promotions include not only goods but also sales of services carried out in this virtual world. Most companies show an increasing tendency to use social media as an effective communication with their consumers. This tool can provide interactive communication between customers and companies without restrictions on time and place. Customers can tell and share experiences with the products they use as if they were partners in the company, thus establishing long-term relationships with customers more than ever before. Information technology has brought great changes to the world including Indonesia based on CIMB data in [www.bareksa.com](http://www.bareksa.com), 2016.

Recorded smartphone users in Indonesia have reached 38.6%, an increase in 2014 which recorded only 28.2% usage. Some smartphone brands that fill the market in Indonesia include Samsung, Apple, Asus, Lenovo, Huawei, Evercoss, Advan, Xiaomi and Oppo. In 2015 the Indonesian market leading vendor was Samsung. According to data released by the Gartner institution on global smartphone sales in the first quarter of 2015, Samsung was the market leader with a 20.7% market share followed by Apple 17.7%, Huawei 8.3.6%, Oppo 3.2%, and others. In 2016 Apple became the leader at 17.9% with only a 1% difference to Samsung at 17.8%. The range of brands that have emerged allow consumers much choices and necessitate inspiring consumer buying interest in product selection for purchase. Schiffman and Kanuk (2007) define buying interest as a person's attitude towards suitable for purchase measured by the profile of certain categories of products, services, or brands.

The presence of new smartphone vendors that emerge and create smartphone products with advantages over other brands will cause consumers to recognize products according to their needs. At present, electronic word of mouth, brand image, and brand trust are variables that are prioritized in the smartphone business competition. These variables can be used as material for consideration when purchasing smartphone products (Arumsari and Ariyanti, 2017; Gunawan et al., 2016). Therefore, this study aims to determine the effect of electronic word of mouth, brand image, and brand trust and its impact on buying interest. In the current business environment, competition is escalating and this research will contribute to company comprehension of the effects of eWOM activities on buying interest, and to guide them more effectively in conducting marketing strategies. This procedure was adapted from the Al-Halbusi and Teheseen (2018) models. Models that have been developed by other researchers require further testing in different cultures or product/service categories to establish theoretical validity and reliability. Thus, it is acceptable that the model is more generalized than before.

### ***Specific objective***

The specific objective in this research is the assessment of eWOM on brand image and brand trust and its impact on Iphone smartphone products buying interest in BEC (Bandung Elektronik Center) consumers.

### ***Research Hypothesis***

- Ha1: eWOM has a positive effect on Brand Image of iPhone smartphone products
- Ha2: eWOM has a positive effect on Brand Trust iPhone smartphone products
- Ha3: eWOM has a positive effect on Interest in buying iPhone smartphone products
- Ha4: Brand Trust has a positive effect on Interest in buying iPhone smartphone products
- Ha5: Brand Image has a positive effect on interest in buying iPhone smartphone products
- Ha6: eWOM has a positive effect on Interest in buying iPhone smartphone products that are mediated by Brand Image
- Ha7: eWOM has a positive effect on Interest in buying iPhone smartphone products mediated by Brand Trust

### ***Statement of the Problem***

The more sophisticated information technology accessibility, the more dependant a community becomes on the use of smartphones that have many features as a means of information thus causing competition among smartphone companies. Marked by the emergence of new smartphone company brands, purchase choice has become more selective. The brands that lead in smartphone sales today are Samsung and Iphone. This study replicates research from Arumsari and Ariyanti, (2017) and Gunawan et al. (2016), which found that eWOM had a positive effect on Brand Image, Brand Trust, and Interest in Purchasing smartphone products. In addition, there is also a positive influence between Brand Image, Brand Trust, and Interest in Buying smartphone products, as well as a positive influence between Brand Trust and Interest in Buying smartphone products. Further, in previous studies it was also found that Brand Image and Brand Trust were not the perfect mediation between eWOM and Buying Interest. However, the position of these two mediations can increase the total influence of eWOM on Buying Interests.

### ***Theory Review***

In the world of marketing, interpersonal communication between consumers can be in the form of delivering Word of Mouth (WOM) messages. Tariq et al. (2017) define WOM as personal informal communication to individuals between communicators (who are judged not to be part of commercial marketers/sources) and recipients regarding products, brands, services and companies. WOM communication occurs when consumers provide suggestions or opinions

and share experiences with other consumers about a product, service, or brand (Schiffman and Kanuk, 2007).

WOM information is included in the category of informal communication with characteristics conveyed by informal sources or not conveying messages on behalf of the organization/company. The form of WOM communication itself can be in the form of providing information or advice about products from parents or friends. Since the conveyor of the message is judged not to receive benefit related to the decision of the recipient of the message, then the informal communication of Word of Mouth is considered more persuasive (Jalilvand and Samiei, 2012; Cynthiadewi and Hatammimi, 2014; Hasan & Ejaz, 2018).

Although the world of marketing communications continues to develop with a variety of new technologies and methods, it was found that the study of WOM has not been abandoned. The importance of the study of WOM communication in the marketing world is indicated by the increasing number of studies on WOM published in various major business journals. In his research, Jansen et al. (2009) found that the first article on the topic of Word of Mouth was published in a major business journal in 1997 and the number of subsequent studies has continued to increase since. Kala and Chaubey (2018) conducted a study that discussed the motivation of consumers to carry out eWOM communication. According to them, eWOM is a positive or negative statement made by potential consumers, real consumers, or former consumers about a product or company that can be accessed by many people or institutions through the internet. In this study, traditional WOM motifs with the characteristics found in eWOM were integrated. EWOM indicators according to Petek and Ruzzier (2013) are: 1) Platform assistance 2) Venting negative feelings 3) Concern for other consumers 4) Extraversion/positive self-improvement. 5) Helping the company 6) Advice seeking.

Brand trust is defined as the security that the product user has, in his interactions with a brand based on the perception that the brand can be trusted and takes into account the interests and welfare of consumers (Pratiwi et al., 2015). Brand trust is a consumer's willingness to generally depend on the brand's ability to describe the function of its product (Lin et al., 2013). Brand trust implies brand reliability as perceived by the consumer (Gensler et al., 2013). Willingness is not as influential if a consumer wants to depend on the brand (Bougie and Sekaran, 2013).

Company brand image can influence long-term profits, encourage consumers to buy products at premium prices, increase stock selling prices, competitive advantage and marketing success (Luong et al., 2017). WOM can have a very strong influence on consumer perceptions of a product (Khan and Ali, 2017). Trust in the brand is the willingness of consumers to trust the brand with all the risks because of the expectations promised by the brand in providing positive results (Pratiwi et al., 2015).

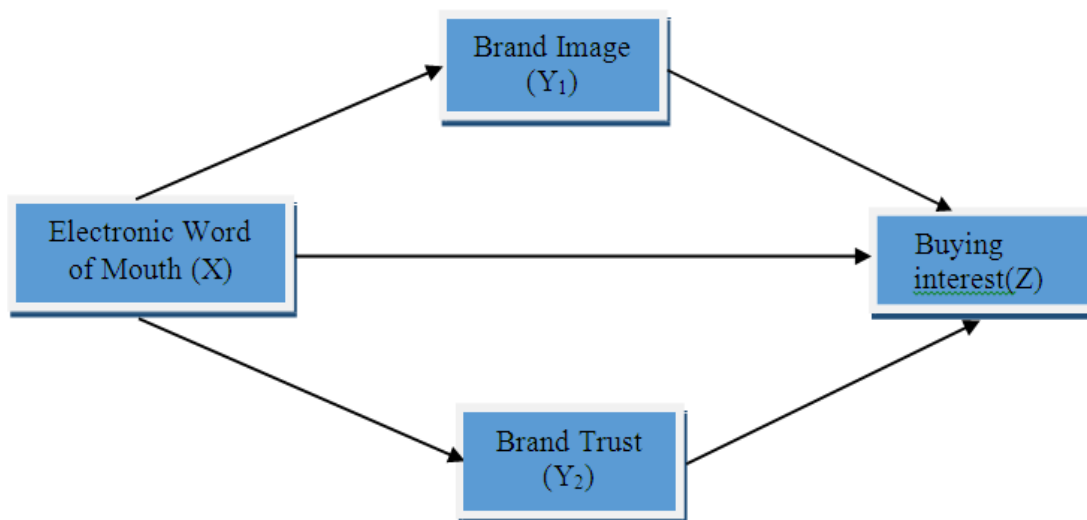


Buying interest is a psychological force that exists within an individual, which has an effect on their purchase action (Schiffman&Kanuk 2007). A product is said to have been consumed if the consumer has decided to buy it. The decision to buy is influenced by the value of the product being evaluated. If the benefits felt are greater than the sacrifice to get it, then the drive to buy is higher. Conversely, if the benefits are smaller than the sacrifice, usually the buyer will refuse to buy and generally will switch to evaluating other similar products (Anastasiei and Doospinescu, 2019).

### ***Conceptual Framework***

Electronic Word of Mouth is measured by six indicators, Brand Image is measured by six indicators, and Brand Trust is measured by eleven indicators, while buying interest is measured by three indicators. By displaying research variables which are latent variables, the indicators used to measure these variables are not shown in the Figure 1 below.

**Figure 1.** Research Model



### **Research Design**

Luong et al.'s (2017), descriptive study has several advantages and helps in both understanding the characteristics of a group in certain situations and in systematic thinking about aspects in those situations. It also offers ideas for further investigation and research and helps in making certain simple decisions. Bougie and Sekaran (2013) state that descriptive research outlines the characteristics of an object, person, group, organization, or environment. In other words, descriptive research tries to "draw pictures" of certain situations by answering who, what, when, where and how. The quantitative analysis used in this study is path analysis and SmartPLS software version 3.0. PLS (Partial Least Square) is a variant-based structural

equation (SEM) analysis that can simultaneously test measurement models while testing structural models. The measurement model is used to test validity and reliability, while the structural model is used to test causality (testing hypotheses with prediction models).

### ***Target Population***

Population is a generalization area consisting of objects or subjects that have certain qualities and characteristics set by researchers to be studied and from which conclusions are then drawn (Sugiyono, 2010). In this study the population is the consumer, because the number of population to be studied is not identified (unidentified) so in conducting this study the authors took samples. Understanding the sample is part of investigating the number and characteristics possessed by the population (Sugiyono, 2010).

### ***Sampling Frame***

The samples in this study were Widyatama University students who used an Iphone Smartphone. Samples in this study used nonprobability sampling techniques, namely sampling techniques that did not provide equal opportunities/chances for each element or member of the population to be selected as samples. As the population is unknown, the sample was taken by incidental sampling method using the technique of determining the sample based on chance, that is, anyone who accidentally/incidentally met with the researcher could be used as a sample, if the person was found to be suitable as a data source. The sample as the source of data in this research are BEC (Bandung Electronic Center) consumers who use Iphone smartphones. Due to the unknown population size, the determination of the number of samples is made using the iteration formula outlined by Sitepu which can be taken through several calculation stages which determine: 1) the price estimate of the smallest coefficient of correlation ( $r$ ) between independent variables and dependent variables; 2) the real level ( $\alpha$ ) and test power ( $1-\beta$ ) and 3) the sample size iteratively. If the minimum iterative sample size is first and second is the value until the unit number is the same, the iteration stops. If not the same, the third iteration needs to be done by using a formula such as the second iteration. In this study determined  $\alpha = 0.05$  or 5%,  $1-\beta = 0.95$  or 95%,  $r = 0.30$  from the normal distribution table obtained  $\kappa_{1-\alpha} = 1.645$  and  $\kappa_{1-\beta} = 1.645$ .

In the first iteration the below formula was used:

$$\eta_1 = \frac{\kappa_{1-\alpha} + \kappa_{1-\beta}}{(v_r)^2} + 3, \quad (1)$$

with

$$v_{r1} = \frac{1}{2} \text{Ln} \left( \frac{1+r}{1-r} \right). \quad (2)$$

Where  $\kappa_{1-\alpha}$  and  $\kappa_{1-\beta}$  is a constant obtained from a normal distribution. In the second iteration the following formula was used:

$$\eta_2 = \frac{(\kappa_{1-\alpha} + \kappa_{1-\beta})^2}{(v_r)^2} + 3, \quad (3)$$

with

$$v_{r2} = \frac{1}{2} \ln \left( \frac{1+r}{1-r} \right) + \left( \frac{r}{2(\eta-1)} \right). \quad (4)$$

To calculate samples using equation (2) a value  $v_{r1}=0.309519604$  was obtained, and by using equation (1) a value  $\eta_1=115.9836173$  was obtained and rounded up to become  $\eta_1=116$ .

To calculate  $v_{r2}$ , using equation (2) a value  $v_{r2}=0.310823573$  was obtained. Furthermore, using equation (3) obtained a value  $\eta_2=115.6185624$ , and rounded up to become  $\eta_2=116$ .

Since  $\eta_1$  and  $\eta_2$  reached the same value of 116, the minimum sample size is 116 BEC consumers and the study sample was set to 116 respondents.

### Data Processing and Analysis

The 3 characteristics of respondents who were sampled in this study are presented in Table 1 below:

**Table 1:** Characteristics of Respondents

No	Characteristics of Respondents		Frequency	Percentage
1	Gender	Male	55	47%
		Female	61	53%
2	Age	< 17 years old	13	11%
		18 – 25 years old	30	26%
		26 – 30 years old	35	30%
		>30 years old	38	33%
3	Occupation	Private	45	39%
		College student	61	52%
		Others	10	9%

### *Validity Test and Data Reliability*

Convergent validity of the measurement model can be seen from the correlation between the indicator score and the variable score. The indicator is considered valid if it has an AVE value above 0.5 or shows all variable outer loading dimensions have a loading value of  $> 0.5$ . Presented in Table 2 below are the results of validating the data using smartPLS 3.0 software.

**Table 2:** Outer Loadings

	Brand Image	Brand Trust	Buying Interest	eWOM	Brand Image	Brand Trust	Buying Interest	eWOM
B11	0.651			MB4			0.843	
B110	0.704			MB5			0.835	
B12	0.744			MB6			0.595	
B13	0.773			MB7			0.697	
B14	0.636			MB8			0.590	
B15	0.803			eWOM1				0.623
B16	0.797			eWOM10				0.786
B17	0.810			eWOM11				0.749
B18	0.849			eWOM12				0.708
B19	0.711			eWOM13				0.512
BT1		0.892		eWOM2				0.528
BT2		0.760		eWOM3				0.603
BT3		0.847		eWOM4				0.691
BT4		0.830		eWOM5				0.761
BT5		0.883		eWOM6				0.661
MB1			0.748	eWOM7				0.759
MB2			0.771	eWOM8				0.778
MB3			0.797	eWOM9				0.845

Reliability testing was used to test the accuracy of the results of questionnaire measurements closely related to trust problems. A test level is said to have a level of trust if the test gives the right results, a variable is said to be sufficiently reliable if the variable has the value of construct reliability and Cronbach Alpha is greater than 0.6. Table 3 below presents the results of the reliability test in the study:

**Table 3:** Construct Reliability

Cronbach's Alpha	rho_A		Composite Reliability	Average Variance Extracted (AVE)
Brand Image	0.915	0.930	0.927	0.563
Brand Trust	0.899	0.919	0.925	0.712
Buying Interest	0.881	0.893	0.905	0.548
eWOM	0.911	0.917	0.925	0.512

In this study the value of Composite Reliability and Cronbach Alpha is greater than 0.6, so it can be concluded that all variables in this study have met the reliability requirements.

### *Measurement Model (Inner Model)*

In assessing the model with PLS, initially the R-square for each dependent latent variable was determined and Table 4 below presents the R square value of the dependent latent variables:

**Table 4:** R Square Variable Dependents

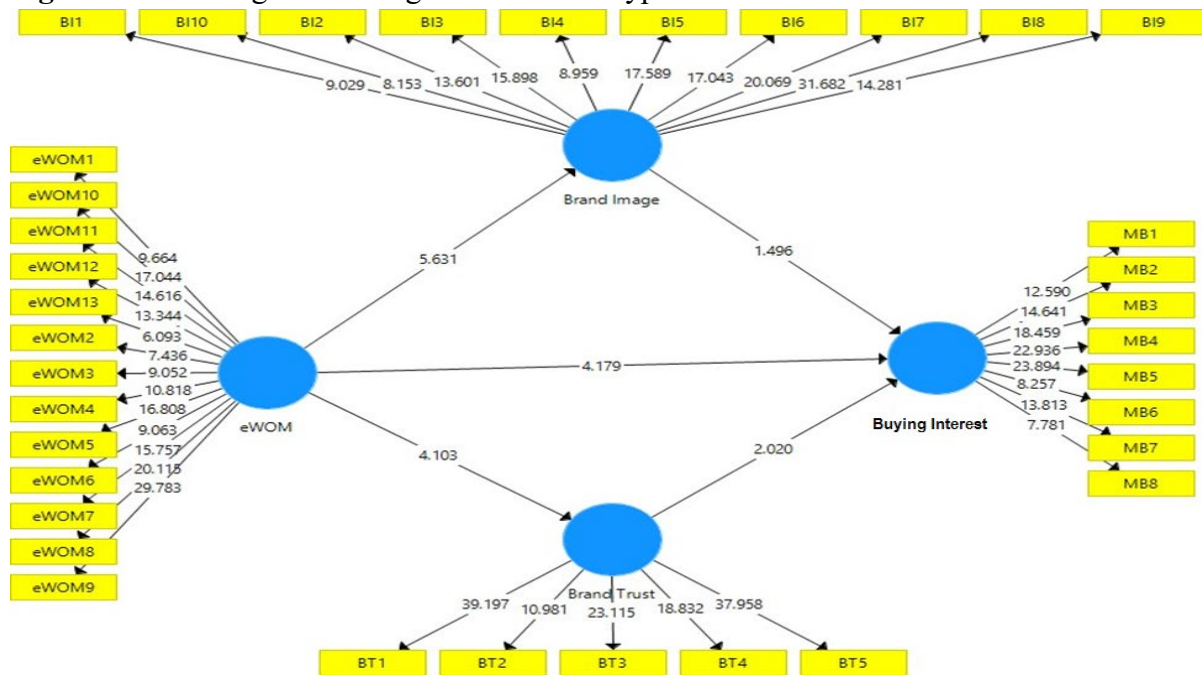
	R Square	RSquare Adjusted
Brand Image	0.169	0.162
Brand Trust	0.114	0.106
Buying Interest	0.324	0.306

Based on Table 4 above it can be seen that the R Square value of eWOM's research variable on Brand Image (BI) is 0.169, this proves that BI can be explained by eWOM variables by 16.9%, while the remainder are influenced by other variables not examined in this study. Whereas eWOM for Brand Trust and Purchase Interest is influenced by 11.4% and 32.4% respectively, the rest is influenced by other variables not examined in the research model.

### **Research Hypothesis**

Testing the hypothesis in this study is based on the values found in the structural model analysis; the significance level is obtained from the comparison of t count values with the t table value which is equal to 1,980. Figure 2 below presents the results of hypothesis testing output using smartPLS 3.0:

**Figure 2.** Path Diagram Testing the Research Hypothesis



**Table 5:** Path Coefficient

	Original Sample (O)	Sample Mean (M)	Standard Deviation (STDEV)	T Statistics ( O/STDEV)	P Values
<b>eWOM -&gt; Brand Image</b>	0.419	0.435	0.074	5.631	0.000
<b>eWOM -&gt; Brand Trust</b>	0.336	0.349	0.082	4.103	0.000
<b>eWOM -&gt;MinatBeli</b>	0.493	0.505	0.064	7.651	0.000
<b>Brand Image -&gt;Buying interest</b>	0.168	0.166	0.112	1.496	0.135
<b>Brand Trust -&gt;Buying interest</b>	0.205	0.217	0.102	2.020	0.044

**Table 6:** Specific Indirect Effect

	Original Sample (O)	Sample Mean (M)	Standard Deviation (STDEV)	T Statistics ( O/STDEV)	P Values
<b>eWOM -&gt; Brand Image &gt;Buying interest</b>	-0.070	0.072	0.052	1.360	0.174
<b>eWOM -&gt; Brand Trust &gt;Buying interest</b>	-0.069	0.077	0.044	1.556	0.120

### ***Testing the First Hypothesis***

Based on the path diagram image displayed in Table 5 above, it can be seen that the eWOM variable t value of the Brand Image is 5.631 greater than the t table value with a P value of 0.000 below 0.05, this proves that eWOM has a positive and significant effect on Brand Image and Hypothesis 1 is accepted. According to Tariq et al. (2017), "this kind of message can effectively reduce risk and uncertainty is recognized by consumers when purchasing products or services, so that purchase intention and decision-making can be further influenced". This type of message (e-WOM) can effectively reduce the risks and uncertainties that consumers have when buying products or services, so that their purchase intentions and decision making is more significantly influenced. Likewise Pratiwi et al. (2015), stated that eWOM functioned as a marketing method that ensure consumers immediately understand and are clear about a brand of smartphone products. For this reason, a variety of useful information and various opinions from other people that are positively related to a brand, eWOM, can encourage the emergence of Brand Image. Accordingly eWOM has a positive strength and is the choice of many companies in marketing their products using internet media.

### ***Testing of the Second Hypothesis***

Based on path diagram images presented in Table 6 above, it can be seen that the eWOM variable t value for Brand Trust is 4.103 greater than the t table value with a P value of 0.000 below 0.05, this proves that eWOM has a positive and significant effect on the Brand Trust (Hypothesis 2 is accepted). This illustrates that iPhone smartphones have good trust in consumer hearts and that with eWOM they can more easily see and review iPhone smartphones positive and negative impressions as product information. This is consistent with the research of Pratiwi et al. (2015) who proved that eWOM has an effect on Brand Trust. When service meets expectations, trust in the brand is built. For this reason, the brand image obtained by consumers has an impact on trust because a brand must be able to create trust in the services expected by consumers.

### ***Testing of the Third Hypothesis***

Based on path diagram images and Table 6 above, it can be seen that the eWOM variable t value for Purchase Interest is 7.651 greater than the t table value with a P value of 0.000 below 0.05, this proves that eWOM has a positive and significant effect on buying interest and Hypothesis 3 is accepted. Based on previous testing, it was found that when consumers already have a picture or information about the brand and have good trust in the iPhone smartphone then they will directly have an interest in buying. WOM communication occurs when consumers provide suggestions or opinions and share experiences with other consumers about a product, service, or brand (Schiffman and Kanuk, 2007). Pratiwi et al., (2015) state that

iPhone consumers hopes to get a guarantee of satisfaction when using the product, even though there is a possibility of risk. With the existence of good product brand trust there will be increased consumer buying interest. A product with a trusted brand will encourage consumers repeat purchase of that brand.

#### ***Testing of the Fourth Hypothesis***

Based on path diagram images and Table 6 above, it can be seen that the t value of the Brand Image variable on Purchasing Interest is 1.496 smaller than the value of t table with a P value of 0.135 above 0.05, this proves that Brand Image does not have a positive and significant effect against buying interest (Hypothesis 4 rejected) and this is contrary to the research of Pratiwi et al. (2015). Brand Image proved to have a significant effect on Buying Interest, meaning that an item with a well-recognized brand was more likely to inspired repeat consumer purchase compared with other brands. For this reason, high and low brand image has an impact on buying interest. The results of the analysis show that good smartphone product Brand Image has an effect on consumer buying interest. This is because students, even though the brand image is good, do not necessarily have the intention to buy because there are a number of conditions that they cannot meet such as the price of a well-recognized brand Iphone smartphone and because some features may be considered not specific to their needs. This is the finding that indicates that there is no influence between brand image and buying interest.

#### ***Testing the Fifth Hypothesis***

Based on path diagram images and Table 6 above, it can be seen that the calculated t value of the Brand Trust variable on Purchase Interest is 2.020 greater than the value of the t table with a P value of 0.044 below 0.05, this proves that the Brand Trust has a positive and significant effect on Buying Interest and Hypothesis 5 is accepted. The results of this study are consistent with the previous research of Pratiwi et al. (2015), which found that consumers tend to repeat purchase items with trusted brands when compared to other brands. For this reason, high and low brand trust has an impact on buying interest. The results of the analysis show that good Brand Trust in smartphone products has an effect on consumer buying interest. This is because consumer belief in a brand encourages further purchase of that brand. Trust in the brand, if not expressed by the brand owner creates difficulty for consumer further purchase of brand product.

#### ***Testing of the Sixth Hypothesis***

Based on path diagram images and Table 7, it can be seen that the eWOM variable t value of Purchase Interest mediated by the brand image is 1.360 smaller than the t table value with a P





value of 0.174 above 0.05, the results of this study explain that it turns out brand image variable cannot mediate eWOM's influence on indirect buying interest.

### ***Testing of the Seventh Hypothesis***

Based on the path diagram image and Table 6, it can be seen that the t count value of eWOM variable on the Purchase Interest mediated by the Trust brand is 1.556 smaller than the value of the t table with a P value of 0.120 above 0.05 The results of this study explain that the diversity in Trust brands cannot mediate eWOM's influence on indirect buying interest.

### **Conclusion**

The role of eWOM can be used as a force in marketing at the present time, as evidenced by testing the hypothesis that eWOM affects Brand Image and Brand Trust and consequently directly affects Buying Interest. However, Brand Image and Brand Trust cannot be used as mediating variables because they do not indirectly affect Buying Interest.



## REFERENCE

- Al-Halbusi, H. and Tehseen, S. 2018. The Effect of Electronic Word-Of-Mouth (EWOM) On Brand Image and Purchase Intention: A Conceptual Paper. *SocioEconomic Challenges*, Volume 2, Issue 3, 2018, pp. 83-94.
- Anastasiei, B. and Dospinescu, N. 2019. Electronic Word-of-Mouth for Online Retailers: Predictors of Volume and Valence. *Sustainability* 2019, 11, 814, pp. 1-18.
- Arumsari, R. and Ariyanti, M. 2017. The Effect of Electronic Word of Mouth, Brand Image, Customer Trust and Customer Satisfaction Towards Repurchase Intention at PT. GO-JEK Indonesia. *International Journal of Science and Research (IJSR)*, Volume 6 Issue 7, July 2017, pp. 1732-1737.
- Bougie, and Sekaran. 2013. 5th Edition, *Research Methods for Business: A skill Building Approach*. New York: John Wiley and Sons.
- Cynthiadewi, P.R. and Hatammimi, J. 2014. The Influence of Electronic Word of Mouth Toward Brand Image and Purchase Intention of 13<sup>th</sup> Shoes. *Proceeding, International Conference on Economics, Education and Humanities (ICEEH'14)* Dec. 10-11, 2014 Bali (Indonesia), pp. 66-70.
- Gensler, S., Völckner, F., Thompkins, Y.L., and Wiertz, C. 2013. Managing Brands in the Social Media Environment. *Journal of Interactive Marketing*, 27 (2013), pp. 242–256.
- Gunawan, A., Diana, B., Muchardie, B.G., and Sitinjak, M.F. 2016. The Effect of Involvement and Electronic Word of Mouth (eWOM) on Brand Image and Its Impact on Consumers Brand Switching of Mamypoko. *International Journal of Economics and Management*, 10(S1): 19 – 31 (2016), pp. 19-31.
- Hasan, H., & Ejaz, N. 2018. Testing for Differences Across Genders: Evidence from Ultimatum Game. *The Pakistan Development Review*, 57(3), (2018), 333-349.
- Jalilvand, M.R. and Samiei, N. 2012. The Effect of Electronic Word of Mouth on Brand Image and Purchase Intention, *Marketing Intelligence & Planning*, Vol. 30 Issue: 4 (Date online 15/5/2012), pp. 1-14.
- Jansen, B.J., Zhang, M., Sobel, K., and Chowdury, A. 2009. Twitter Power: Tweets as Electronic Word of Mouth. *Journal of the American Society for Information Science and Technology*, 60 (11):2169–2188, 2009, pp. 1-20.



- Kala, D. and Chaubey, D.S. 2018. Impact of Electronic Word of Mouth on Brand Image and Purchase Intention towards Lifestyle Products in India. *Pacific Business Review International*, Volume 10 Issue 9, March 2018, pp. 135-144.
- Khan, K. and Ali, M. 2017. Impact of Electronic Word of Mouth on Consumer Purchase Intention in Footwear Industry of Pakistan. *Arabian Journal of Business and Management Review (Kuwait Chapter)*, Vol. 6 (12), 2017, pp. 52-63.
- Lin, C., Wu, Y.S., and Chen, J.C.V. 2013. Electronic Word-of-Mouth: The Moderating Roles of Product Involvement and Brand Image. *Proceedings of International Conference on Technology Innovation and Industrial Management*, 29-31 May 2013, Puket, Thailand, pp. 29-47.
- Luong, D.B., Vo, T.H.G., and Le, K.H. 2017. The impact of Electronic Word of Mouth on Brand image and Buying Decision: An Empirical Study in Vietnam Tourism. *International Journal of Research Studies in Management*, 2017 Volume 6 Number 1, pp. 53-63.
- Petek, N. and Ruzzier, M.K. 2013. Brand Identity Development and the Role of Marketing Communications: Brand Experts' View. *Managing Global Transitions*, 11 (1), 2013, pp. 61-78.
- Pratiwi, D.M., Saerang, D.P.E., and Tumewu, F. 2015. The Influence of Brand Image, Brand Trust and Customer Satisfaction on Brand Loyalty (Case Of Samsung Smartphone). *Jurnal Berkala Ilmiah Efisiensi*, Volume 15 No. 05 Tahun 2015, pp. 377-385.
- Schiffman and Kanuk. 2007. *Consumer behavior (Perilaku Konsumen)*. Second Edition. Jakarta: PT. Indeks Gramedia
- Tariq, M., Abbas, T., Abrar, M., & Iqbal, A. 2017. EWOM and brand awareness impact on consumer purchase intention: mediating role of brand image. *Pakistan Administrative Review*, 1(1), 84-102. <https://nbn-resolving.org/urn:nbn:de:0168-ssoar-51876-8>.

1 of 1

## Document type

Article

## Source type

Journal

## ISSN

22011315

View more *International Journal of Innovation, Creativity and Change* • Volume 9, Issue 12,  
Pages 79 - 93 • 2019

## EWOW'S strength on brand image and brand trust and its' impact on interest to buy iphone smartphone products

Foster B.<sup>a</sup> , Johansyah M.D.<sup>b</sup>  Save all to author list<sup>a</sup> University of Business and Informatics Indonesia, Jl. Soekarno-Hatta No.643, Sukapura, Kiaracondong, Bandung City, West Java, 40285, Indonesia<sup>b</sup> Department of Mathematics, Faculty of Mathematics and Natural Sciences, Universitas Padjadjaran, Jl. Raya Bandung-Sumedang Km 21, Jatinangor, Sumedang, Jawa Barat, 45363, Indonesia

22

Views count View all metrics 

## Abstract

Author keywords

SciVal Topics

Metrics

## Abstract



At the present time, electronic word of mouth, brand image, and brand trust are variables that are prioritized in the smartphone business competition. Increasing new smartphone vendors and creating smartphone products with advantages over other brands will cause consumers to recognize products according to their needs. This study aims to analyze the power of eWOM on brand image and brand trust and its impact on iphone smartphone buying interest among students. This research uses descriptive method and PLS path analysis. The population in this research was Widyatama University students with sample collection using an iteration formula. The study samples were 116 respondents. The results of this study explain that eWOM affects the brand image and brand trust by 16.9% and 11.4% respectively and the remaining influence is due to other variables not examined in this study. EWOM affected purchase interest by 32.4% and brand image and brand trust cannot be used as mediating variables because indirectly these variable do not affect buying interest. © 2019 Primrose Hall Publishing Group.

## Author keywords

Brand image; Brand trust; Buying interest; EWOM

SciVal Topics Metrics 

References (18)

View in search results format  AllExport    Create bibliography

- 1 Al-Halbusi, H., Tehseen, S.  
The Effect of Electronic Word-Of-Mouth (EWOM) On Brand Imageand PurchaseIntention:AConceptualPaper  
(2018) *Socio Economic Challenges*, 2 (3), pp. 83-94. **Cited 6 times**.  
2018
- 2 Anastasiei, B., Dospinescu, N.  
**Electronic word-of-mouth for online retailers: Predictors of volume and valence** [\(Open Access\)](#)  
(2019) *Sustainability (Switzerland)*, 11 (3), art. no. 814. **Cited 17 times**.  
<https://www.mdpi.com/2071-1050/11/3/814/pdf>  
doi: 10.3390/su11030814  
[View at Publisher](#)
- 3 Arumsari, R., Ariyanti, M.  
The Effect of Electronic Word of Mouth, Brand Image, Customer Trust and Customer Satisfaction Towards Repurchase Intention at PT. GO-JEK Indonesia (2017) *International Journal of Science and Research (IJSR)*, 6 (7), pp. 1732-1737. July 2017
- 4 (2013) *Research Methods for Business: A skill Building Approach*. **Cited 7000 times**.  
5th Edition, New York: JohnWiley and Sons
- 5 Cynthiadewi, P.R., Hatammimi, J.  
The Influence of Electronic Word of Mouth Toward Brand Image and Purchase Intention of 13th Shoes  
(2014) *Proceeding, International Conference on Economics, Education and Humanities (ICEEH'14)*, pp. 66-70. **Cited 2 times**.  
Dec. 10-11, 2014 Bali (Indonesia)
- 6 Gensler, S., Völckner, F., Liu-Thompkins, Y., Wiertz, C.  
**Managing brands in the social media environment** [\(Open Access\)](#)  
(2013) *Journal of Interactive Marketing*, 27 (4), pp. 242-256. **Cited 395 times**.  
doi: 10.1016/j.intmar.2013.09.004  
[View at Publisher](#)
- 7 Gunawan, A., Diana, B., Muchardie, B.G., Sitingjak, M.F.  
**The effect of involvement and electronic word of mouth (eWOM) on brand image and its impact on consumers brand switching of mamypoko**  
(2016) *International Journal of Economics and Management*, 10 (SpecialIssue1), pp. 19-31. **Cited 10 times**.  
[http://econ.upm.edu.my/ijem/prev\\_issue.htm](http://econ.upm.edu.my/ijem/prev_issue.htm)
- 8 Hasan, H., Ejaz, N.  
**Testing for differences across genders: Evidence from ultimatum game** [\(Open Access\)](#)  
(2018) *Pakistan Development Review*, 57 (3), pp. 333-349. **Cited 3 times**.  
<http://www.thepdr.pk/pdr/index.php/pdr/issue/archive>  
doi: 10.30541/v57i3pp.333-349  
[View at Publisher](#)
- 9 Jalilvand, M.R., Samiei, N.  
**The effect of electronic word of mouth on brand image and purchase intention: An empirical study in the automobile industry in Iran**  
(2012) *Marketing Intelligence and Planning*, 30 (4), pp. 460-476. **Cited 231 times**.  
doi: 10.1108/02634501211231946  
[View at Publisher](#)
- 10 Jansen, B.J., Zhang, M., Sobel, K., Chowdury, A.  
**Twitter power: Tweets as electronic word of mouth**  
(2009) *Journal of the American Society for Information Science and Technology*, 60 (11), pp. 2169-2188. **Cited 1336 times**.  
<http://www3.interscience.wiley.com.ezproxy.umt.edu.my/cgi-bin/fulltext/122467185/PDFSTART>  
doi: 10.1002/jasi.21149  
[View at Publisher](#)
- 11 Kala, D., Chaubey, D.S.  
Impact of Electronic Word of Mouth on Brand Image and Purchase Intention towards Lifestyle Products in India  
(2018) *Pacific Business Review International*, 10 (9), pp. 135-144. **Cited 8 times**.  
March 2018
- 12 Khan, K., Ali, M.  
Impact of Electronic Word of Mouth on Consumer Purchase Intention in Footwear Industry of Pakistan  
(2017) *Arabian Journal of Business and Management Review (Kuwait Chapter)*, 6 (12), pp. 52-63. **Cited 2 times**.  
2017
- 13 Lin, C., Wu, Y.S., Chen, J.C.V.  
Electronic Word-of-Mouth: The Moderating Roles of Product Involvement and Brand Image  
(2013) *Proceedings of International Conference on Technology Innovation and Industrial Management*, pp. 29-47. **Cited 29 times**.  
29-31 May 2013, Puket, Thailand
- 14 Luong, D.B., Vo, T.H.G., Le, K.H.  
The impact of Electronic Word of Mouth on Brand image and Buying Decision: An Empirical Study in Vietnam Tourism  
(2017) *International Journal of Research Studies in Management*, 6 (1), pp. 53-63. **Cited 4 times**.  
2017
- 15 Petek, N., Ruzzier, M.K.  
Brand Identity Development and the Role of Marketing Communications: Brand Experts' View  
(2013) *Managing Global Transitions*, 11 (1), pp. 61-78. **Cited 6 times**.  
2013
- 16 Pratiwi, D.M., Saerang, T., Tumewu, F.  
The Influence of Brand Image, Brand Trust and Customer Satisfaction on Brand Loyalty (Case Of Samsung Smartphone)  
(2015) *Jurnal Berkala Ilmiah Efsiensi*, 15 (5), pp. 377-385. **Cited 3 times**.  
Tahun 2015
- 17 (2007) *Consumer behavior (PerilakuKonsumen)*  
Second Edition. Jakarta: PT. IndeksGramedia
- 18 Tariq, M., Abbas, T., Abrar, M., Iqbal, A.  
EWOM and brand awareness impact on consumer purchase intention: Mediating role of brand image  
(2017) *Pakistan Administrative Review*, 1 (1), pp. 84-102. **Cited 12 times**.  
<https://nbn-resolving.org/urn:nbn:de:0168-ssoar-51876-8>

© Copyright 2020 Elsevier B.V., All rights reserved.

Cited by 0 documents

Inform me when this document is cited in Scopus:

## Related documents

Influence of electronic word of mouth eWOM on purchase intention

Sulthana, A.N., Vasantha, S. (2019) *International Journal of Scientific and Technology Research*

Review consensus effects on e-wom and consumer goods e-purchase satisfaction: Evidence from Vietnam

Cuong, P.H. (2020) *Journal of Advanced Research in Law and Economics*

How Electronic Word of Mount (E-Wom) Affects Purchase Intention with Brand Image As A Mediation Variable: Case of Xiaomi Smartphone in Student

Putra, T.R.I., Ridwan, Calvin, M. (2020) *Journal of Physics: Conference Series*

View all related documents based on references

Find more related documents in Scopus based on:

Authors &gt; Keywords &gt;

1 of 1

 Top of page

## About Scopus

What is Scopus  
Content coverage  
Scopus blog  
Scopus API  
Privacy matters

## Language

日本語に切り替える  
切换到简体中文  
切换到繁體中文  
Русский язык

## Customer Service

Help  
Contact us

## LINK TO SCIMAGOJR.COM

<https://www.scimagojr.com/journalsearch.php?q=21100819610&tip=sid&clean=>


International Journal of Innovation, Creativity and Change <https://www.scimagojr.com/journalsearch.php?q=21100819610&tip=sid...>

also developed by scimago:  SCIMAGO INSTITUTIONS RANKINGS

**SJR** Scimago Journal & Country Rank Enter Journal Title, ISSN or Publisher Name

[Home](#) [Journal Rankings](#) [Country Rankings](#) [Viz Tools](#) [Help](#) [About Us](#)

# International Journal of Innovation, Creativity and Change

**Country** [United Kingdom](#) -  SIR Ranking of United Kingdom

**Subject Area and Category** [Arts and Humanities](#)  
[Arts and Humanities \(miscellaneous\)](#)  
[Social Sciences](#)  
[Education](#)

**Publisher** [Primrose Hall Publishing Group](#)

**Publication type** [Journals](#)

**ISSN** [22011323, 22011315](#)

**Coverage** [2013-ongoing](#)

**Scope** The International Journal of Innovation, Creativity and Change publishes scholarly work that promotes and fosters innovation, creativity and change in all fields of social sciences. The focus is on papers that will be influential in their field or across fields and will significantly advance understanding in the following topics: anthropology, sociology, politics, culture, history, philosophy, economics, education, management, arts, laws, linguistics and psychology. It provides an academic platform for professionals and researchers to contribute innovative work in the field.

[Homepage](#)

[How to publish in this journal](#)

[Contact](#)


[Join the conversation about this journal](#)

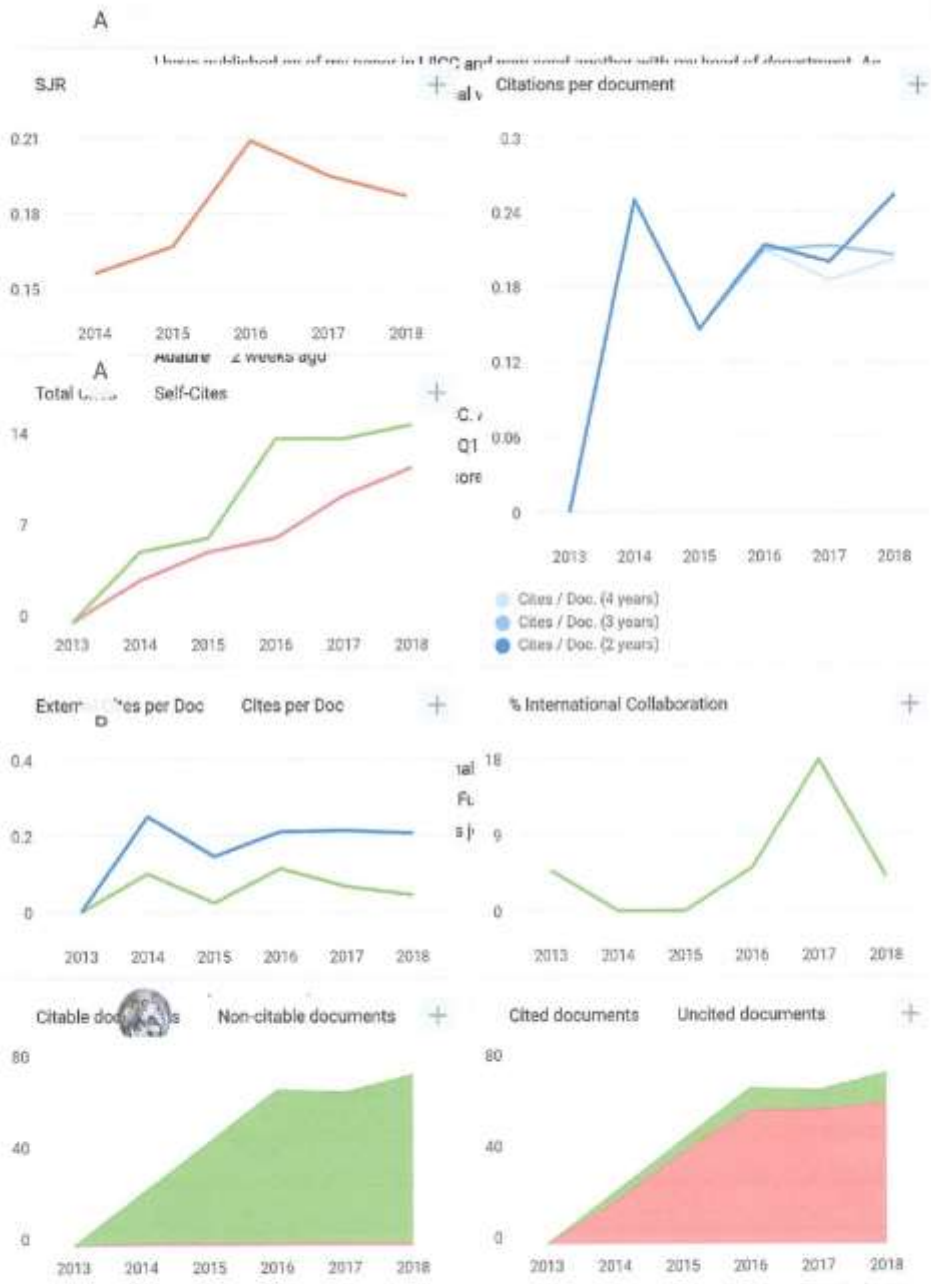
# 4

H Index

Quartiles 

Arts and Humanities (miscellaneous)





I think you have any personal issue with the journal's management. Otherwise, if you look at

International Journal of Innovation, Creativity and...

**Q3** Arts and Humanities (miscellaneous) Best quartile

**Q1** zone 0.19

powered by scimagojr.com

# LINK TO SCOPUS.COM

<https://www.scopus.com/sourceid/21100819610>

**Improved Citescore**

We have updated the CiteScore methodology to ensure a more robust, stable and comprehensive metric which provides an indication of research impact, earlier. The updated methodology will be applied to the calculation of CiteScore, as well as retroactively for all previous CiteScore years (i.e. 2018, 2017, 2016...). The previous CiteScore values have been removed and are no longer available. [View CiteScore methodology >](#)

## Filter refine list

## Display options

Display only Open Access journals

Counts for 4-year timeframe

No minimum selected

Minimum citations

1 result

[Download Scopus Source List](#) [Learn more about Scopus Source List](#)

		View metrics for year: 2018			
<input type="checkbox"/> All	<input type="button" value="Export to Excel"/>	<input type="button" value="Save to source list"/>			
Source title ↓	CiteScore ↓	Highest percentile ↓	Citations 2015-18 ↓	Documents 2015-18 ↓	% Cited ↓
<input type="checkbox"/> 1 International Journal of Innovation, Creativity and Change	0.4	22% 918/1179 Education	33	92	21

[Top of page](#)

## Source details

### International Journal of Innovation, Creativity and Change

Scopus coverage years: from 2013 to Present

Publisher: Primrose Hall Publishing Group

ISSN: 2201-1315 E-ISSN: 2201-1323

Subject area: [Arts and Humanities: Arts and Humanities \(miscellaneous\)](#) [Social Sciences: Education](#)

[View all documents >](#) [Set document alert](#) [Save to source list](#) [Journal Homepage](#)

CiteScore 2018 Ⓞ  
**0.20**

SJR 2018 Ⓞ  
**0.187**

SNIP 2018 Ⓞ  
**0.306**

[CiteScore](#) [CiteScore rank & trend](#) [CiteScore presets](#) [Scopus content coverage](#)

CiteScore 2018 ▼ Calculated using data from **30 April, 2019**

**0.20** =  $\frac{\text{Citation Count 2018}}{\text{Documents 2015 - 2017}^*}$  =  $\frac{14 \text{ Citations} >}{69 \text{ Documents} >}$

\*CiteScore includes all available document types

[View CiteScore methodology >](#) [CiteScore FAQ >](#)

CiteScoreTracker 2019 Ⓞ

Last updated on **09 April, 2020**  
Updated monthly

**6.89** =  $\frac{\text{Citation Count 2019}}{\text{Documents 2016 - 2018}}$  =  $\frac{579 \text{ Citations to date} >}{84 \text{ Documents to date} >}$

#### CiteScore rank Ⓞ

Category	Rank	Percentile
Arts and Humanities Arts and Humanities (miscellaneous)	#226/262	13th
Social Sciences Education	#917/1038	11th

[View CiteScore trends >](#)

[Add CiteScore to your site](#)

Metrics displaying this icon are compiled according to [Snowball Metrics](#), a collaboration between industry and academia.

#### About Scopus

[What is Scopus](#)  
[Content coverage](#)  
[Scopus blog](#)  
[Scopus API](#)  
[Privacy matters](#)

#### Language

[日本語に切り替える](#)  
[切换到简体中文](#)  
[切换到繁體中文](#)  
[Русский язык](#)

#### Customer Service

[Help](#)  
[Contact us](#)