







Q2 and ERA (Australia) Ranked Journal : a multi-indexed journal

Editorial Board

Editorial Board members work together by consensus to provide IJICC with editorial direction in the following areas: identify scope of journal content and, when appropriate, themes for various issues. Determining Criteria for accepting manuscripts for publication consideration. Developing criteria and guidelines for reviewers to use in reviewing each type of manuscript. Developing criteria and guidelines for authors to use in creating each type of manuscript. Reviewing manuscripts as needed and appropriate. Soliciting manuscripts from potential authors. Promoting IJICC to potential authors, readers and indexes.

<p>Dr Tina Doe Journal Editor</p>  <p>Senior Research Officer Southern Cross University</p> <p>Twitter LinkedIn</p>	<p>Professor Iwao Shibata</p>  <p>Professor, Graduate School of Management, BBT University, Japan</p>	<p>Professor Bruce Knight</p>  <p>Professor of Education, Central Queensland University</p>
<p>Dr. Rick Van der Zwan</p> 	<p>Professor David Spendlove</p> 	<p>Dr. Abraham Francis</p> 

Vol 9 Iss 12

PDF | The Influence of Employees' Competence and Ethics on the Population Administration Service in Rantau Bayur Sub-District, Indonesia

Rohmia¹, Desi Upa Anggraini², Sri Ermelia³, Ega Leovani⁴, ⁵STIA Satya Negara Palembang, Indonesia, ⁶STIE Rahmanyah Sekayu, Indonesia, ⁷University IBA Palembang, Indonesia, ⁸University Katolik Musi Charitas Palembang, Indonesia, Email: ¹rohmiain@stiasatyanegara.ac.id, ²desupaanggraini@stier.ac.id, ³sriermelia@iba.ac.id, ⁴ega@uninc.ac.id

This study aims to explain the influence of competence and ethics on the public service that administers population in an Indonesian sub-district. The population in this study is the whole citizenry of Rantau Bayur Banyuwangi Sub-District, Indonesia. It is 17 years old and has administered residents from the sub-district office of Rantau Bayur Banyuwangi. The total population in this study is 33,890 inhabitants, which consists of 16,852 males and 17,038 women. The sampling technique in this study is incidental sampling. This study uses multiple linear regression analysis. The result of the research shows that competence significantly and positively affects the service of population administration. Then ethics have a significant and positive effect on the service of population administration and competence. Pages 1 to 12

PDF | Analysis of Noise Effects on Defect Levels and Work Productivity at PT. IndustriMamer Indonesia (IMI)

Sajjo¹, Lutfi Fathurrahman², M Adhi Prasnowo³, Achmad Fathoni Rodi⁴, Ahmad Makk⁵, ⁶Industrial Engineering Department, Universitas 17 Agustus 1945 Surabaya, Surabaya, Indonesia, ⁷Industrial Engineering Department, Universitas Maarif Hasyim Latif, Sidoarjo, Indonesia, ⁸Economic Management Department, Universitas Maarif Hasyim Latif, Sidoarjo, Indonesia, ⁹Kayasan Pendidikan dan Sosial Maarif Sepanjang, Sidoarjo, Indonesia, Email: ¹sajjo@unistag-sty.ac.id, ²lutfi.fathur301@gmail.com, ³prasnowoadhi@dosen.umaha.ac.id, ⁴fathoni_rodidi@dosen.umaha.ac.id, ⁵rm_makk@yahoo.co.id

The research is a cross-sectional experimental study. This study used earplugs for operators working in production processes, to determine the effect of noise on product defect levels and productivity. The noise level received by each operator exceeded the allowed Hearing Threshold Level (HTL), noise affects hearing health and operator comfort. After controlling noise through the use of Protective Equipment Ear (PEE), the work of operators cutting blocks increased, defective products decreased 1.73%, and the labour productivity index results increased 45.37%. For cross-cutting operators, defective products declined 3.38%, and labour productivity increased 44.47%. From research carried out the company was expected to pay attention to the comfort and health of workers, to control noise by increasing the damping material on a noisy machine, in addition to using ear protection such as ear plugs or earmuffs. Pages 13 to 22

PDF | Asking Local Government to Commit to Implementing Inclusive Schools: Its Policy and Practice

Suprayitno Arie Putra¹, Yooyok Soesaty², Mudjito Ak³, Lusy Tunik Muharitsian⁴, ⁵Postgraduate Student, Department of Education Management, Unesa, Surabaya, ⁶Professor, Department of Education Management, Unesa, Surabaya, Jawa Timur, ⁷Lecturer, Department of Education Management, Unesa, Surabaya, Jawa Timur, ⁸Department of English Education, Universitas Wijaya Kusuma, Surabaya, Indonesia.

Email: ¹suprayitno.17070976016@mh.unesa.ac.id, ²yooyok_fm@unesa.ac.id

This study aims to find out commitments performed by local government in implementing inclusive schools. For the study, the researcher designed a semi-structured interview for the officers of educational institutions, the principals and the special

IJICC Journal Editions

- Volume 15 - 2021
- Volume 14 - 2020
- Volume 13 - 2020
- Volume 12 - 2020
- Volume 11 - 2020
- Volume 10 - 2019 & 2020
- Volume 9 - 2019
- Volume 8 - 2019
- Volume 7 - 2019
- Volume 6 - 2019
- Volume 5 - 2019
- Volume 4 - 2019
- Volume 4 - 2018
- Volume 3 - 2018
- Volume 3 - 2017
- Volume 2 - 2016
- Volume 2 - 2015
- Volume 1 - 2014
- Volume 1 - 2013
- Commissioned Editions

growth has no significant effect on capital structure. However, the book-to-market variable has a significant positive effect on the capital structure, in accordance with the proposed hypothesis. This study is limited to two independent variables. It needs to be developed with many independent variables, and to use the firm grouped by type of stock index. This study has value is finding that a high firm's growth is largely funded from internal equity. This is in accordance with pecking order theory, that funding should be from internal equity, external finance and external equity. Pages 37 to 48

PDF Murabaha Financing: Empirical Evidence in Indonesian Islamic Banking

Ade Komaludin¹, Is Sargaawat², Jumri³, ^{1,2,3}Faculty of Economics and Business, Universitas Siliwangi, Tasikmalaya, Indonesia. Email: ¹adekomaudin@unsi.ac.id, ²hasurgaawat@unsi.ac.id, ³jumri_tj@yahoo.co.id

The purpose of this study was to determine and to analyze: (a) is murabaha financing still influenced by conventional macroeconomic variables, especially the interest rate? (b) Which factors determine the most dominant of murabaha financing? and (c) How stable was murabaha financing in Indonesia between 2011-2019? Using the time series data test, the study concluded that in the long run that: (a) Murabaha financing is still significantly affected by the interest rate, economic growth and inflation rate, (b) The most dominant factor determining (influencing) murabaha financing is the rate of economic growth, followed by the interest rate, and (c) During the study period murabaha financing in the long run was stable. It means that the murabaha equation model did not experience structural changes. Pages 49 to 65

PDF The Effect of Product Quality and Price on Buying Interest with Risk as Intervening Variables (Study on Lazada.com Site Users)

Bob Foster¹, Muhamad Deni Johansyah², ¹University of Business and Informatics Indonesia, Jl. Soekarno-Hatta No 643, Sukapura, Kiaracondong, Bandung City, West Java 40285, Indonesia, ²Department of Mathematics, Faculty of Mathematics and Natural Sciences, Universitas Padjadjaran, Jl. Raya Bandung-Sumedang Km 21, Jatinangor, Sumedang, Jawa Barat 45363, Indonesia, Email: ¹bobfoster@unbi.ac.id, ²deni_johansyah@yahoo.com

Online purchasing decisions are preceded by the interest in the minds of consumers to make purchases, which are influenced by product quality and price. The research objective was to determine the effects of product quality and price on buying interest with risk as an intervening variable. The type of research used is explanatory research. Samples amounted to 165 respondents with a non-probability sampling method. Data collection was done using a questionnaire from a google form. Data was analysed using statistical methods with multivariate Structural Equation Modelling (SEM) techniques using the AMOS 24 application. The results showed that based on the results of the analysis on the effects of product quality directly on buying interest in Lazada, does not significantly influence the effect of prices and directly has a significant influence on buying interest. It is indicated that prices can influence high consumer buying interest in Lazada. The effect of buying interest directly on risk has a significant effect. Then, the effect of product quality on risk through buying interest has no effect, and the effect of price on risk indirectly through buying interest has a significant effect. Pages 66 to 78

PDF BYOW'S Strength on Brand Image and Brand Trust and its' Impact on Interest to Buy iPhone Smartphone Products

Bob Foster¹, Muhamad Deni Johansyah², ¹University of Business and Informatics Indonesia, Jl. Soekarno-Hatta No 643, Sukapura, Kiaracondong, Bandung City, West Java 40285, Indonesia, ²Department of Mathematics, Faculty of Mathematics and Natural Sciences, Universitas Padjadjaran, Jl. Raya Bandung-Sumedang Km 21, Jatinangor, Sumedang, Jawa Barat 45363, Indonesia, Email: ¹bobfoster@unbi.ac.id, ²deni_johansyah@yahoo.com

At the present time, electronic word of mouth, brand image, and brand trust are variables that are prioritized in the



The Effect of Product Quality and Price on Buying Interest with Risk as Intervening Variables (Study on Lazada.com Site Users)

Bob Foster^a, Muhamad Deni Johansyah^b, ^aUniversity of Business and Informatics Indonesia Jl. Soekarno-Hatta No.643, Sukapura, Kiaracondong, Bandung City, West Java 40285, Indonesia, ^bDepartment of Mathematics, Faculty of Mathematics and Natural Sciences, Universitas Padjadjaran, Jl. Raya Bandung-Sumedang Km 21, Jatinangor, Sumedang, Jawa Barat 45363, Indonesia, Email: bobriset@unibi.ac.id, deni_johansyah@yahoo.com

Online purchasing decisions are preceded by the interest in the minds of consumers to make purchases, which are influenced by product quality and price. The research objective was to determine the effects of product quality and price on buying interest with risk as an intervening variable. The type of research used is explanatory research. Samples amounted to 165 respondents with a non-probability sampling method. Data collection was done using a questionnaire from a google form. Data was analysed using statistical methods with multivariate Structural Equation Modelling (SEM) techniques using the AMOS 24 application. The results showed that based on the results of the analysis on the effects of product quality directly on buying interest in Lazada, does not significantly influence the effect of prices and directly has a significant influence on buying interest. It is indicated that prices can influence high consumer buying interest in Lazada. The effect of buying interest directly on risk has a significant effect. Then, the effect of product quality on risk through buying interest has no effect, and the effect of price on risk indirectly through buying interest has a significant effect.

Key words: *Online purchasing decisions, product quality, price, buying interest, risk buying, SEM.*



Introduction

The development of internet technology is so rapid and has become one of the aspects that affects the lifestyles of most people today. The internet is an important part of almost every line of daily activities so it cannot be denied that the internet is able to facilitate the process of work, individual simple activities, and even complex problem solving. In addition, the internet allows users to do various things without knowing the limits of space and time. The description above is in accordance with the definition of the internet. According to Laudon and Traver (2012), the internet is a combination of thousands of networks connected from millions of computers that are able to connect various activities in the fields of business, government, education, and individuals.

The development of e-commerce businesses in Indonesia has changed some consumer behaviour, one of which is the habit of shopping at shopping centers or stores, with people now starting to switch to using online media (Hadiyati, 2016). As long as they are connected to the internet, consumers do not have to go to shopping centers to get the goods or services they want. The many e-commerce companies in Indonesia, as well as the various types of services offered, make consumers more flexible in choosing which online stores they want to visit (Gross, 2014). The large number of ecommerce companies in Indonesia causes intense competition for companies to attract consumers to visit and make purchases through their site. The number of e-commerce companies that have emerged in the past few years also shows that the market in Indonesia has a lot of potential. This is because the people in Indonesia are starting to be interested in using existing e-commerce services.

The phenomenon of e-commerce development that has led to the rise of online stores has emerged, and the availability of heterogeneous marketplaces turns out to be contrary to the tendency of the Indonesian people in online buying and selling activities compared to other internet usage activities. The survey results of the Indonesian Internet Service Providers Association (APJII) in 2016 revealed that the number of internet users in Indonesia reached 132.7 million out of a total population of 256.2 million people. This indicates an increase of 51.8%, compared to the number of internet users in 2014 which only reached 88 million people. The increasing development of internet users has made the e-commerce market in Indonesia a potential gold mine. This is supported by data from the Minister of Communication and Information that found that in 2016, there were 8.7 million consumers of online stores with transaction value reaching US \$ 4.89 billion and projected to continue to increase significantly in the coming year (<https://kominform.go.id>, 2016).

E-commerce is the process of buying and selling products, services and information that is carried out electronically by utilizing computer networks. One of the networks used is the internet (Gross, 2014). The internet has changed the flow of trade in the business world to



become all digital. Today's business mechanisms are built into a networked community. Slowly but surely, internet penetration has changed consumer purchasing behavior in meeting their needs (Kalpana and Shibu, 2016; Shwu-Ing et al., 2014).

Apart from the increasing ease of businesses and consumers making buying and selling relations as a result of technological and information developments, however, there are risks that must be faced especially in terms of trust. Fraud cases have happened a number of times in the online business world, so trust factors become things that individuals are very concerned about. Amron (2018) and Gunawan (2015) in their study found that the perceived risk factors and trust have a strong influence on buying interest, which leads to purchasing decisions made by the consumers.

In order to run well, a business, especially in its marketing aspects, needs to be serious in understanding the factors that can lead to a consumers interest in buying online, especially those related to trust (Lalujan et al., 2016; Rizan et al., 2014). Based on the description, it is necessary to research the role of the perceived risk factors and on consumers' online buying interests. Thus this research can be used as an input for online businesses to better understand their consumers and can be a reference for research that specifically discusses online business marketing, given the small amount of research that addresses this issue in the Indonesian market.

Based on the background, the researcher intends to conduct research on the effect of product quality and price on buying interest, with risk as an intervening variable (Study on Lazada.com site users).

Literature Review

Product quality

According to Kotler and Armstrong (2012), the meaning of product quality is "the product's ability to perform its functions, it includes the product's overall durability, reliability, precision, ease of operation and repair, and other valued attributes," which means the ability of a product in demonstrating its function, it includes the overall durability, reliability, accuracy, ease of operation and repair of products, as well as other product attributes.

Whereas according to Brata et al. (2017) and Djumarno et al. (2018), product quality is a technical composition based on the technical specifications of a product. According to Razak (2016) and Hussin et al. (2013), the compatibility in using a product is if the product has a long lasting use, the product used will improve the image or status of the consumer who uses it, the product is not easily damaged, and there is a guarantee of quality.

Price

Price is the amount of money needed to get a number of combinations of products and services (Amron, 2018). From the consumer's point of view, prices are often used as an indicator of value when the price is related to the perceived benefits of an item or service. Thus it can be concluded that at a certain price level, if the benefits perceived by consumers increase, the value will increase as well (Li, 2013). Often in determining the value of an item or service, consumers compare the ability of an item or service to meet their needs with the ability of goods or substitution services. Amron (2018) suggests that consumers expect prices that are commensurate with the quality of the product from the purchases they make.

Price has two main roles in influencing buying interest, namely the role of allocation and the role of information (Dolgui and Proth, 2017; Hasan, 2018). (a) The role of the allocation of prices; and (b) The role of information from the price. The price of a product or service is the main determinant of market demand that can affect the position of competition. Consumers are very dependent on the time they have to make a decision to make a purchase, while information about the product to be purchased is incomplete. Based on the price set, the consumer also determines the amount purchased based on that price.

Buying interest

Interest in buying is obtained from learning and thought processes that form a perception. This buying interest creates a motivation that continues to be recorded in a person's mind and becomes a very strong desire which in the end when a consumer must fulfill their needs will actualize what is in their mind. According to Harisno and Herby (2018), "consumer interest is how likely consumers are to buy a brand or how likely it is for consumers to move from one brand to another". Jeddi & Zaiem (2010) and Mramba (2015), states that interest is one of the psychological aspects that has a considerable influence on behavioral attitudes. The consumer's assessment of the product depends on their knowledge of the actual function of the product, thus consumers who are interested in making a product purchase are influenced by the information received.

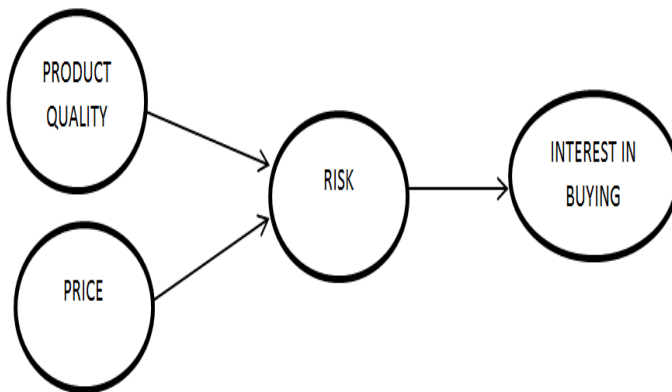
Risk

According to Maziriri and Chuchu (2017), risk is interpreted as the subjective judgment by a person about the possibility of an accident, and how concerned the individual is with the consequences or effects of the event. Whereas according to Dai et al. (2014), perceived risk is defined as uncertainty faced by consumers if they cannot predict the consequences of their purchasing decisions. In this study, the perception of risk is more inclined to consumers who shop online through internet media.

Mamman et al. (2015), describes the dimensions of perceived risk, namely: (i) Performance risk is to reflect uncertainty about whether the product or service will perform as expected. (ii) Financial risk is higher if the victim is spending more money, such as the cost of buying a house. (iii) Physical or risk security is referring to the potential danger of a product or service that might cause harm to the safety of others. (iv) Social risk is what is the potential danger for someone with social status that might arise from purchasing, using and disposing a product. (v) Psychological risk is to reflect consumers' attention regarding the extent to which a product or service is in accordance with their own way. (vi) Time risk reflects uncertainty about the length of time that must be invested in buying, using, or disposing of a product or service.

Framework of Thinking

Figure 1. Framework of Thinking



Research Methods

Types of Research

The type of research used in the study entitled "the influence of product quality and price on Buying Interest through Trust in Lazada," is an explanatory research piece that aims to explain the causal relationships (causes and effects) between variables through hypothesis testing. The research method that will be conducted is quantitative research. According to Bacon-Shone (2013), "Quantitative research methods are used to examine specific populations or samples, sampling techniques are generally carried out randomly, data collection uses research instruments, data analysis is quantitative / statistical in order to test predetermined hypotheses". This type of research is considered to be in line with the core of this study who wants to know the effect of product quality (X_1) price (X_2) on Risk (Z) through Buying Interest (Y) on Lazada.



Population

According to Bacon-Shone (2013), the population is a generalised area consisting of objects or subjects that have certain qualities and characteristics set by researchers to be studied and then conclusions drawn. The population in this study is e-commerce consumers Shopee.

Samples and Sampling Techniques

The sample is part of the population of Bacon-Shone (2013). The sample consists of a number of selected members of the population. This study uses a non-probability sampling technique. The technique taken from non-probability sampling is purposive sampling. Purposive sampling is sampling taken in accordance with the research objectives set by Bacon-Shone (2013). The criteria for the sample determined are as follows: (a) Respondents have purchased products at Lazada at least three times; and (b) Based in Bandung.

Method of Data Collecting

The data collection method used in this study was in the form of a questionnaire that would be distributed to 200 respondents, and the data collected was from 165 respondents. Distribution of questionnaires was done by sending questionnaires in the form of a google form to chat groups on social media such as line / whatsapp, if the respondent has not been fulfilled the researcher asks help from fellow researchers to spread them to the group or to people who have bought at Lazada 3 times and domiciled in Bandung. This method is done by distributing the research questionnaire to the sample that has been set. This study uses a Likert scale in answering questions on research questionnaires. Likert scale is a measuring instrument used in research to obtain interval data (Cooper & Schindler, 2011).

Data Analysis Method

The method used to analyze the data is a statistical method using the multivariate Structural Equation Modeling (SEM) technique using the AMOS 24 application. SEM is a second generation multivariate analysis technique that allows researchers to examine the relationship between complex variables to obtain a comprehensive picture of a model.

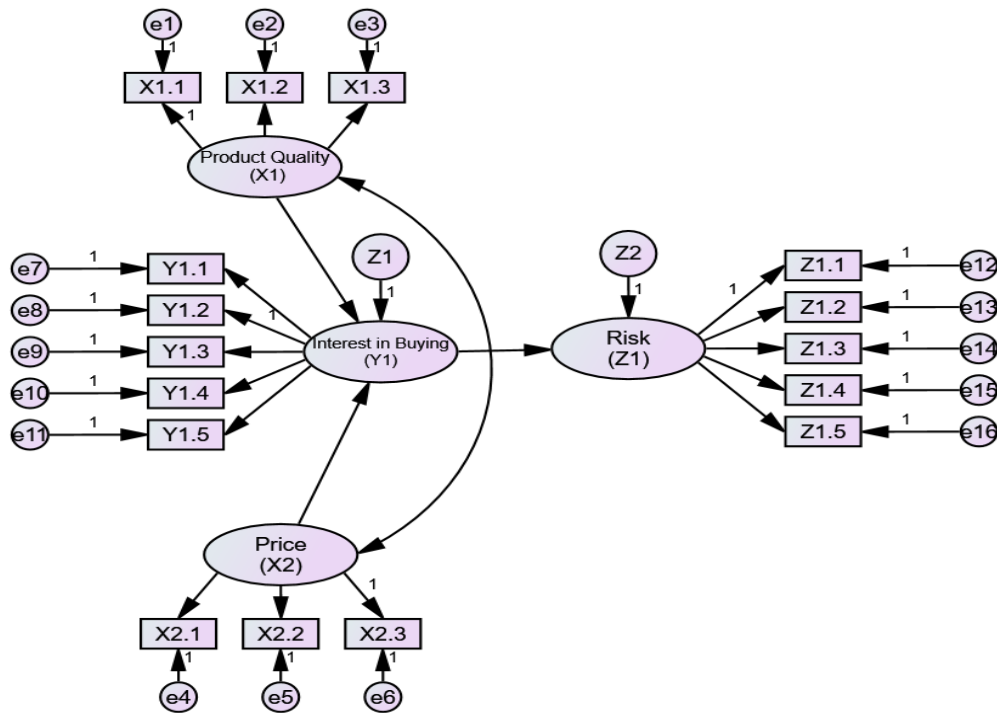
Results and Discussion

Making Path Diagram

After the model, variables and indicators are made, the next process is to create a path diagram using icons that have AMOS tools that are representations of the models, indicators, and variables that have been made before. After a confirmatory analysis is carried out, then a

structural test is carried out on the whole research model, this test is conducted to determine the relationship between latent variables and their indicators. In determining the compatibility test criteria several criteria are commonly used and have standards. If these criteria have not yet obtained a fit model, then modifications are made to produce a fit model. The path diagram in this study can be seen in Figure 1.

Figure 1. Path Diagram (Output IBM SPSS AMOS 24)



Based on the results of Figure 1, the following is a summary of the results of the suitability test for the goodness of fit for the structural model can be seen in Table 1.

Table 1: Goodness of Fit Test Results

Indicator	Standard	Result	Information
CMIN/DF	≤ 2	1.16	<i>Good Fit</i>
GFI	≥ 0.9 (<i>good fit</i>) $0.80 \leq \text{GFI} \leq 0.90$ (<i>marginal fit</i>)	0.80	<i>Marginal Fit</i>
AGFI	≥ 0.9 (<i>good fit</i>) $0.80 \leq \text{AGFI} \leq 0.90$ (<i>marginal fit</i>)	0.73	<i>Marginal Fit</i>
CFI	≥ 0.9 (<i>good fit</i>) $0.80 \leq \text{CFI} \leq 0.90$ (<i>marginal fit</i>)	0.91	<i>Good Fit</i>
TLI	≥ 0.9 (<i>good fit</i>) $0.80 \leq \text{TLI} \leq 0.90$ (<i>marginal fit</i>)	0.87	<i>Marginal Fit</i>
RMSEA	≤ 0.08 (<i>good fit</i>)	0.04	<i>Good Fit</i>

Source: Output of IBM SPSS AMOS 24

Based on Table 1, the model compatibility test shows that the model is good, because the values of CMIN / DF and RMSEA meet the predetermined requirements. Even though there are test variables below the cut of value, namely GFI, AGFI, and TLI, the marginal fit level is acceptable, but this model is still acceptable because the range of values is still close to the cut of value. According to Zeng et al. (2015), if two or more of the entire GOF used have shown a good fit, the model can be said to be good.

Relationship Analysis between Constructs

Testing is done by comparing the value of the *t*-count, namely the value of critical Result (*CR*), with the value of *t* table of 1.974 and comparing the value of *p* (probability) with a significance value of 0.05. If the *CR* value is smaller than 1.974 and the resulting *p*-value is greater than 0.05 then H_0 is accepted. However, if the *CR* value is greater than 1.974 and the resulting *p* value is smaller than 0.05 then H_0 is rejected. The *CR* and *p*-values can be seen in Table 2 below:

Table 2: Regression Weights

			Estimate	S.E.	C.R.	P	Information
Interest in Buying (<i>Y</i>)	<---	Product Quality (<i>X₁</i>)	0.086	0.087	0.987	0.323	Not Significant
Interest in Buying (<i>Y</i>)	<---	Price (<i>X₂</i>)	0.498	0.091	5.496	0.000	Significant
Risk (<i>Z</i>)	<---	Interest in Buying (<i>Y</i>)	1.226	0.122	10.060	0.000	Significant

Source: Output of IBM SPSS AMOS 24

Based on Table 2, it shows that product quality has no significant effect on buying interest, then prices significantly influence buying interest, and buying interest has a significant effect on risk.

Table 3. Indirect Effects

	Price (<i>X₂</i>)	Product Quality (<i>X₁</i>)	Interest in Buying (<i>Y</i>)	Risk (<i>Z</i>)
Interest in Buying (<i>Y</i>)	0.000	0.000	0.000	0.000
Risk (<i>Z</i>)	0.611	0.106	0.000	0.000

Source: Output of IBM SPSS AMOS 24

Based on Table 3, it shows that the magnitude of the indirect effect of prices on risk is 0.611 or 61.1%. Then the effect of product quality on risk indirectly is 0.106 or 10.6%.

Table 4: Standardized Direct Effects

	Price (X_2)	Product Quality (X_1)	Interest in Buying (Y)	Risk (Z)
Interest in Buying (Y)	0.812	0.129	0.000	0.000
Risk (Z)	0.000	0.000	0.903	0.000

Source: Output of IBM SPSS AMOS 24

Based on Table 4, it can be seen that the direct effect of buying interest on risk is 0.903 or 90.3%.

Discussion

- Effect of Product Quality on Buying Interests.

The Product Quality CR value (X_1) to the Purchase Interest (Y) is 0.987, which means it is smaller than the t table value which is 1.974. This shows that Product Quality (X_1) does not directly affect the Purchase Interest (Y). In contrast to research conducted by Rizki (2013), it shows that product quality influences consumer buying interest. This indicates that product quality is very important for increasing buying interest in Lazada. Aside from seeing prices, consumers also see the quality of their products.

- Price Influence on Buying Interests.

The value of CR Price (X_2) to the Purchase Interest (Z) is 5.496 which means that it is greater than the value of the t table which is 1.974. This shows that Price (X_2) has a direct effect on Buying Interest (Y). This research is in line with the results of research conducted by Brata et al. (2017), which proves that prices have a positive or significant influence on buying interest, where high buying interest can be formed by the price offered by service providers or products.

Significant influence of prices on consumer buying interest shows that any increase in prices will result in increased consumer decisions to make purchases at Lazada. Thus, to increase consumer buying interest, it is very necessary to pay attention to the factor of increasing prices.

- The Influence of Interest in Buying Risk.

The value of CR Purchase Interest (Y) to Risk (Z) is 10.060, which means it is greater than the value of t table, namely 1.974. This shows that Buying Interest (Y) directly influences Risk (Z).

It can be assumed that when the risk is perceived by respondents as high, it will cause low buying interest, and vice versa. Low risk perceptions will make someone not feel afraid when

making online purchases and selling transactions through social media. So that in the future they will make transactions through social media.

- Effect of Product Quality on Risk through Buying Interests.

The CR value of Product Quality (X_1) to Risk (Z) is 0.9524, which means it is smaller than the value of t table which is 1.974. This shows that Product Quality (X_1) does not have an indirect effect on Risk (Z) through Buying Interests (Y).

- Effect of Price on Risk through Buying Interests.

The value of CR Price (X_2) to Risk (Z) is 4.849 which means that it is greater than the value of the t table which is 1.974. This shows that Price (X_2) has an indirect effect on Risk (Z) through Buying Interest (Y).

Conclusion

Based on the analysis of the effect of product quality directly on buying interest in Lazada, it is not expected that Lazada can continue to improve product quality, and provide the quality that is expected by its customers. The effect of prices directly has a significant influence on buying interest, and it is indicated that prices can influence the consumers buying interest in Lazada. The effects of buying interest directly on risk has a significant effect so that consumers feel the benefits and feel comfortable when using the Lazada site and Lazada parties must prioritize security as one of the big risks in e-commerce because it will greatly affect the buying interest that customers have. Then the effect of product quality on risk through buying interest has no effect, because it will not always give a large value to risk. The effect of price on risk indirectly through buying interest has a significant effect, because price is one of the main things that will be seen by prospective consumers, whether the price will be in accordance with the quality of the product provided.



REFERENCES

- Amron, A. 2018. The Influence of Brand Image, Brand Trust, Product Quality, and Price on the Consumer's Buying Decision of MPV Cars. *European Scientific Journal*, May 2018 edition Vol.14, No.13; pp. 228-239.
- Bacon-Shone, JH. 2013. *Introduction to Quantitative Research Methods*. Hong Kong: Graduate School, The University of HongKong.
- Brata, B.H., Husani, S., and Ali, H. 2017. The Influence of Quality Products, Price, Promotion, and Location to Product Purchase Decision on Nitchi At PT. Jaya Swarasa Agung in Central Jakarta. *Saudi Journal of Business and Management Studies*, Vol-2, Iss-4B (Apr, 2017): pp. 433-445
- Cooper & Schindler. 2011. *Business Research Methods*, 11th Edition. New York: McGraw-Hill Companies Inc.
- Dai, B., Forsythe, S., and Kwon, W-S. 2014. The Impact of Online Shopping Experience on Risk Perceptions and Online Purchase Intentions: Does Product Category Matter?. *Journal of Electronic Commerce Research*, Vol. 15, No. 1, 2014, pp. 13-24.
- Djumarno, Anjani, S, and Djamaluddin, S. 2018. Effect of Product Quality and Price on Customer Loyalty through Customer Satisfaction. *International Journal of Business and Management Invention (IJBMI)*, Volume 7 Issue 8 Ver. I, August. 2018; pp. 13-20.
- Dolgui, A. and Proth, J-M. 2017. Pricing Strategies and Models. *Annual Reviews in Control*, 34(1): pp. 101-110.
- Gross, R. 2014. A Theoretical Consumer Decision Making Model: The Influence of Interactivity and Information Overload on Consumers Intent to Purchase Online. *International Journal of Business Management and Economic Research(IJBMER)*, Vol 5(4),2014; pp. 64-70.
- Gunawan, S. 2015. The Impact of Motivation, Perception and Attitude toward Consumer Purchasing Decision: A Study Case of Surabaya and Jakarta Society on Carl's Junior. *iBuss Management*, Vol. 3, No. 2, (2015); pp. 154-163.
- Hadiyati, E. 2016. Study of Marketing Mix and Aida Model to Purchasing on Line Product in Indonesia. *British Journal of Marketing Studies*, Vol.4, No.7, November 2016; pp.49-62.
- Harisno and Herby, D. 2018. The Analysis of Factors Affecting the Buying Interest of E-Commerce Customers. *CommIT (Communication & Information Technology) Journal*, 12(1), 2018, pp. 13–18.



- Hasan, A. (2018). Business Group Affiliation and Firm Performance—Evidence from Pakistani Listed Firms. *The Pakistan Development Review*, 57(3), 351-371.
- Husda, N.E., Ratnawati, T., and Kusumaningtyas, A. 2017. Antecedents Brand Trust and Private Universities Reputation. *International Journal of Economics and Finance*; Vol. 9, No. 8; 2017; pp. 76-87.
- Hussin, S.R., Hashim, H., Yusof, R.N. and Alias, N.N. 2013. Relationship between Product Factors, Advertising, and Purchase Intention of Halal Cosmetic. *Pertanika J. Soc. Sci. & Hum.* 21 (S), (2013); pp. 85 - 100.
- Jeddi, N. and Zaiem, I. 2010. The Impact of Label Perception on the Consumer's Purchase Intention: An Application on Food Products. *IBIMA Business Review*, Vol. 2010 (2010), Article ID 476659, 14 pages: 1-14.
- Kalpana, R. and Shibu, N.S. 2016. Influence of Few Variables on Consumer Buying Behaviour. *International Journal of Management (IJM)*, Volume 7, Issue 7, November–December 2016, pp.387–394.
- Kotler, P. and Amstrong, G. 2012. *Principles of Marketing*. New York: Pearson Prentice Hall.
- Lalujan, D.I.O., Pengemanan, S.S., and Tumbuan, W.J.F.A. 2016. Analyzing the Influence of Brand Image, Perceived Price and Perceived Quality on Consumer Buying Decision of Low Cost Green Car (Case Study of: Astra Toyota Agya at Manado). *Jurnal Berkala Ilmiah Efisiensi*, Volume 16 No. 04 Tahun 2016; pp. 145-155.
- Laudon, K.C and Traver, C.G. 2012. *E-Commerce: Business, Technology, Society*. Eight Edition. USA: Pearson.
- Li, L. 2013. Factors Affecting Customer Satisfaction and Customer Loyalty towards Belle Footwear Company in Lanzhou City, Gansu Province of the People's Republic of China. *IOSR Journal of Business and Management (IOSR-JBM)*, Volume 14, Issue 2 (Nov. - Dec. 2013), pp. 41-48.
- Mamman, H., Maidawa, M., and Saleh, M. 2015. Effects of Perceived Risk on Online Shopping. *Proceedings of the 1st Management, Technology, and Development Conference*, 4th– 5th November, 2015, ATB University Bauchi, Nigeria, ISBN: 978-978-950-158-8, pp. 318-323.
- Maziriri, E.T. and Chuchu, T. 2017. The Conception of Consumer Perceived Risk towards Online Purchases of Apparel and an Idiosyncratic Scrutiny of Perceived Social Risk: A Review of Literature. *International Review of Management and Marketing*, 2017, 7(3), 257-265.



- Mramba, N.R. 2015. Does the Brand Name Matter to Purchase Decision? The Case of Mobile Phone. *European Journal of Business and Management*, Vol.7, No.4, 2015; pp. 335-343.
- Razak, I. 2016. The Impact of Product Quality and Price on Customer Satisfaction with the Mediator of Customer Value. *Journal of Marketing and Consumer Research*, Vol.30, 2016; pp. 59-68.
- Rizan, M., Warokka, A., and Listyawati, D. 2014. Relationship Marketing and Customer Loyalty: Do Customer Satisfaction and Customer Trust Really Serve as Intervening Variables?. *Journal of Marketing Research and Case Studies*, Vol. 2014 (2014), Article ID 724178, 12 pages: 1-12.
- Rizki, A.R.A. 2013. Analisis Pengaruh Kualitas Produk, Harga Dan Promosi Terhadap Loyalitas Pelanggan Dengan Minat Beli Ulang Semarang. *Paper*, Fakultas Ekonomi & Bisnis, Universitas Dian Nuswantoro, Semarang, pp. 1-18.
- Shwu-Ing Wu, S-L. and Lin, H-F. 2014. The Correlation of CSR and Consumer Behavior: A Study of Convenience Store. *International Journal of Marketing Studies*, Vol. 6, No. 6; 2014; pp. 66-80.
- Zeng, X., Wang, D., and Wu, J. 2015. Evaluating the Three Methods of Goodness of Fit Test for Frequency Analysis. *Journal of Risk Analysis and Crisis Response*, Vol. 5, No. 3 (October 2015), pp. 178-187.