

**ACCEPTANCE CERTIFICATE
OF SCIENTIFICS ARTICLES**

WHO SIGNED, PROFESSOR JOSÉ VICENTE VILLALOBOS ANTÚNEZ, EDITOR-CHIEF OF THE *OPTION JOURNAL*, UNIVERSITY OF ZULIA, MAKES NOTE THAT THE TEACHERS:

Bob Foster^{1*}, Muhammad Deni Johansyah²

BELONGING TO

¹University of Business and Informatics Indonesia

**²Department of Mathematics, Faculty of Mathematics and Natural Sciences,
Universitas Padjajaran**

SENT TO OUR EDITORIAL COMMITTEE AN ARTICLE NAMED

**EFFECT OF THE USE OF INTERNET MARKETING AND E-WOM TO BUY
INTEREST WITH BRAND AWARENESS AS INTERVENING VARIABLES**

WHICH, AFTER HAVING BEEN SUBJECT TO EVALUATION BY THE ARBITRAL COMMITTEE, WAS ACCEPTED FOR PUBLICATION IN THE REGULAR ISSUE APRIL CORRESPONDING TO 2020.

It is made known that the journal is indexed and/or cataloged in: Scopus (Q3), Latindex- Catálogo, Registro de Publicaciones Científicas y Tecnológicas Venezolanas (Revencyt), The Library of Congress USA, Directory of Open Access Journals, Scimago Journal & Country Rank (Q3), Índice Bibliográfico Publindex (A2 Homologation), DIALNET (Clasificación Integrada de Revistas Científicas-Grupo C), Ulrich's International Periodicales Directory, Qualis/Capes (B2 Homologation).

**IS ISSUED AT PETITION OF INTERESTED PART, IN MARACAIBO-
VENEZUELA, ON TWO THOUSAND NINETEEN.**

DR. JOSÉ VICENTE VILLALOBOS ANTÚNEZ
Editor-Chief/ Journal OPCIÓN

JVVA/dlms.-

ISSN 1012-1587/Legal Deposit pp198402ZU230

ISSNe 2477-9385



Document type
Article

Source type
Journal

ISSN
10121587

View more ▾

Opcion • Volume 36, Issue 91, Pages 158 - 175 • 2020

[Effect of the use of internet marketing and e-WOM on brand awareness] [Efecto del uso de internet marketing y e-WOM en el conocimiento de la marca]

Foster B.^a ✉, Johansyah M.D.^b ✉

Save all to author list

^a The University of Business and Informatics Indonesia Jl, Soekarno-Hatta No.643, Sukapura, Kiaracondong, Bandung City, 40285, West Java, Indonesia

^b Department of Mathematics, Faculty of Mathematics and Natural Sciences, Universitas Padjajaran, Jl. Raya Bandung-Sumedang Km 21, Jatinangor, Sumedang, 45363, West Java, Indonesia

24

Views count ⓘ

View all metrics >

Cited by 0 documents

Inform me when this document is cited in Scopus:

Set citation alert >

Related documents

The university's role in coastal resources management for achieving sustainable development | El papel de la universidad en la gestión de los recursos costeros para lograr el desarrollo sostenible

Massa Djafar, T.B. , Ghazali, R. , Saputra, J. (2020) *Opcion*

Communication social actions of legislative candidates in the election of representatives in the city of madiun (case studi: Social exchange of legislative candidates to became dprd)

Parji , Prasetya, A. (2020) *International Journal of Criminology and Sociology*

Impact of WOM and online WOM on tourist destinations in indonesia | Impacto del WOM, y WOM en línea en los destinos turísticos de indonesia

Siang, J.-H. , Yang, W.-G. , Liu, L.-W. (2020) *Utopia y Praxis Latinoamericana*

View all related documents based on references

Find more related documents in Scopus based on:

Authors > Keywords >

Abstract

Author keywords

SciVal Topics

Metrics

Abstract

This study aims to determine the effect of using internet marketing and WOM electronics on buying interest with brand awareness as an intervening variable at Starbucks Coffee Company. This research was conducted using quantitative methods, using path analysis, and using SPSS version 24 software. As a result, internet marketing and e-WOM had a significant influence on brand awareness. In conclusion, it is expected that Starbucks Coffee Company can increase internet marketing and e-WOM so that people become aware of the presence of Starbucks Coffee Company as one of the cafes/hangouts that can be used as a hangout. © 2020, Universidad del Zulia. All rights reserved.

Author keywords

Brand; Internet marketing; Starbucks coffee

SciVal Topics ⓘ

Metrics

References (10)

View in search results format >

- ☐ All
- Export Print E-mail Save to PDF Create bibliography
- ☐ 1

Abubakar, A.M., Ilkan, M.
Impact of online WOM on destination trust and intention to travel: A medical tourism perspective

(2016) *Journal of Destination Marketing and Management*, 5 (3), pp. 192-201. **Cited 139 times.**
<http://www.journals.elsevier.com/journal-of-destination-marketing-and-management/>
doi: 10.1016/j.jdmm.2015.12.005

[View at Publisher](#)
- ☐ 2

Aqsa, M., Kartini, D.
Impact of Online Advertising On Customer Attitudes and Interests Buy Online (Survey On Students of Internet Users in Makasar)" (2015) *International Journal of Scientific & Technology Research.*, 4 (4), pp. 230-236. **Cited 6 times.**
- ☐ 3

Ahmad, I., Ahmad, S.B.
The mediation effect of strategic planning on the relationship between business skills and firm's performance: evidence from medium enterprises in Punjab, Pakistan

(2019) *Opcion*, 35 (SpecialEdition24), pp. 746-778. **Cited 88 times.**
<http://produccioncientificaluz.org/index.php/opcion/article/download/30711/31760>
- ☐ 4

Sahar, Ahmad, I.
Waste management analysis from economic-environment sustainability perspective

(2019) *International Journal of Scientific and Technology Research*, 8 (12), pp. 1540-1543. **Cited 63 times.**
<http://www.ijstr.org/final-print/dec2019/-Waste-Management-Analysis-From-Economic-environment-Sustainability-Perspective.pdf>
- ☐ 5

Ahmad, I., Ahmad, S.
Multiple skills and medium enterprises' performance in Punjab Pakistan: A pilot study (Open Access)

(2018) *Journal of Social Sciences Research*, 2018 (Special Issue 4), pp. 44-49. **Cited 115 times.**
https://arpgweb.com/journal/journal/7/special_issue
doi: 10.32861/jssr.spi4.44.49

[View at Publisher](#)
- ☐ 6

Serra Cantallops, A., Salvi, F.
New consumer behavior: A review of research on eWOM and hotels

(2014) *International Journal of Hospitality Management*, 36, pp. 41-51. **Cited 417 times.**
doi: 10.1016/j.ijhm.2013.08.007

[View at Publisher](#)
- ☐ 7

Husnain, M., Qureshi, I., Fatima, T., Akhtar, W.
"The Impact of Electronic Word of Mouth on Online Impulse Buying Behavior: The Moderating role of Big 5 Personality Traits"
(2016) *Journal of Accounting & Marketing.*, 5 (4). **Cited 12 times.**
Vol., N° 19. UK
- ☐ 8

Kotler, P., Keller, K.
(2016) *Marketing Management.* **Cited 8850 times.**
Pearson Education Limited. New York. USA
- ☐ 9

Vidruska, R., Biruta, S., Inara, K.
Role of Internet Marketing for Exporting and Not Exporting Companies (Result of Recent Company Survey in Latvia)
(2016) *European Integration Studies.*, 10, pp. 44-51.
- ☐ 10

Viktorin, V.M., Vasilev, D.V., Idrisov, E.S., Imasheva, M.
The Village Of Tatarskaya Bashmakovka–Archaeology And Ethnography
(2019) *The History of the Golden Horde Heritage in the Lower Volga Region.*

✉ Foster, B.; The University of Business and Informatics Indonesia Jl, Soekarno-Hatta No.643, Sukapura, Kiaracondong, Bandung City, West Java, Indonesia; email:bobriset@unibi.ac.id

© Copyright 2020 Elsevier B.V., All rights reserved.

About Scopus

What is Scopus
Content coverage
Scopus blog
Scopus API
Privacy matters

Language

日本語に切り替える
切换到简体中文
切换到繁體中文
Русский язык

Customer Service

Help
Contact us

LINK TO SCIMAGOJR.COM

<https://www.scimagojr.com/journalsearch.php?q=13900154722&tip=sid>

also developed by scimago

SCIMAGO INSTITUTIONS RANKINGS

SJR

Scimago Journal & Country Rank

Enter Journal Title, ISSN or Publisher Name

Home

Journal Rankings

Country Rankings


Viz Tools

Help

About Us

Opcion

Country

Venezuela -  SJR Ranking of Venezuela

Subject Area and Category

Arts and Humanities

Arts and Humanities (miscellaneous)

Social Sciences

Social Sciences (miscellaneous)

Publisher

Universidad del Zulia

Publication type

Journals

ISSN


10121587

Coverage

2008-2019


Scope

La Revista OPCIÓN es una publicación auspiciada por el Departamento de Ciencias Humanas y por la División de Investigación de la Facultad Experimental de Ciencias de la Universidad del Zulia. Aparece tres veces al año en los meses de abril, agosto y diciembre de cada año. Es una publicación de ciencias sociales y humanas, con énfasis en antropología, ciencias de la comunicación y de la información, filosofía, lingüística y semiótica, problemas del desarrollo, la Ciencia y la tecnología. El Comité Editorial podrá decidir la ampliación de sus áreas temáticas en las ciencias sociales, según la demanda que surja al respecto. Es financiada por el Consejo de Desarrollo, Científico, Humanístico y Tecnológico (CONDES). La Revista OPCIÓN publica trabajos originales con avances o resultados de investigación; revisiones en español, francés, portugués, italiano o inglés, reseñas y resúmenes de investigación culminadas o de publicaciones recientes, ensayos, comunicaciones rápidas, cartas al editor, notas técnicas, noticias, recensiones, documentos, así como entrevistas. Todos referidos a las áreas que publica la revista. Sus objetivos son: 1 Estimular la investigación en las áreas de las Ciencias Humanas y Sociales y contribuir con el progreso científico de las mismas, mediante la divulgación de resultados de las investigaciones en esos campos del saber. 2 Constituirse en un espacio editorial donde puedan confrontarse y discutirse las más avanzadas ideas en las áreas científicas mencionadas.

 Homepage

[How to publish in this journal](#)

[Contact](#)

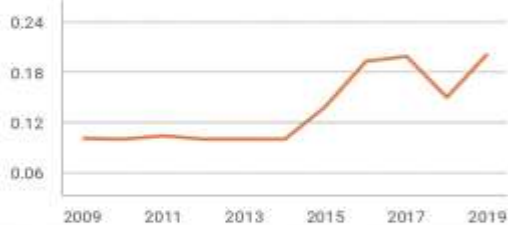
 Join the conversation about this journal

14

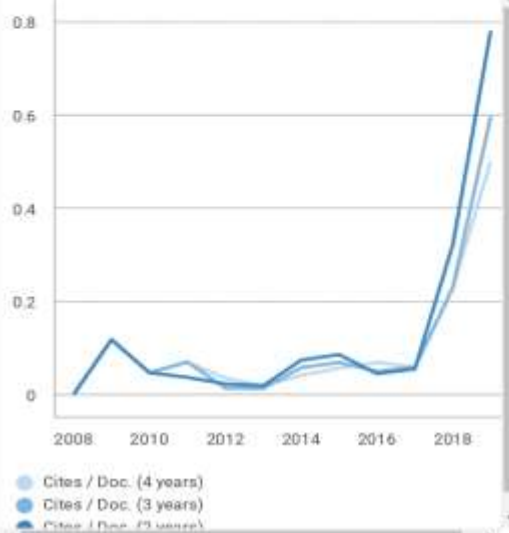
H Index

Arts and Humanities (miscellaneous)

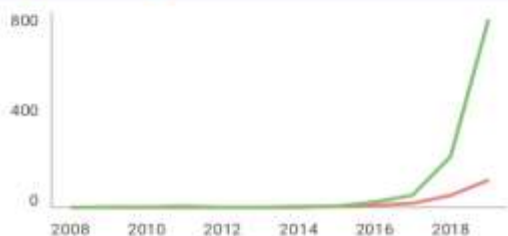
● SJR



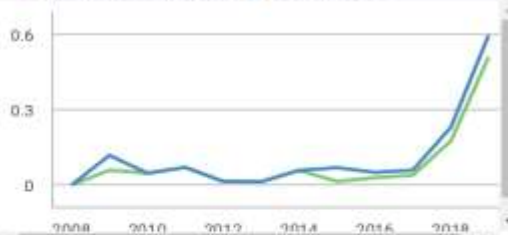
Citations per document



● Total Cites ● Self-Cites



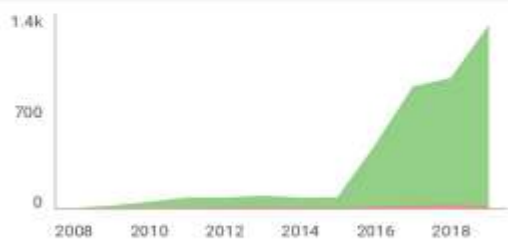
● External Cites per Doc ● Cites per Doc



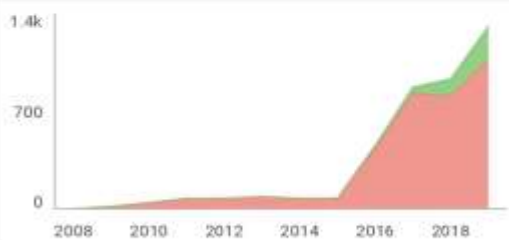
● % International Collaboration



● Citable documents ● Non-citable documents



● Cited documents ● Uncited documents



Show this widget in your own website

Opcion

**Q3**

Arts and Humanities (miscellaneous)
best quartile

SJR 2019
0.2



powered by scimagojr.com

Just copy the code below and paste within your html code:

```
<a href="https://www.scima
```



Lina 2 weeks ago

Dear Scimagojr,
Please give me information weather this journal still indexed by scopus or not?
Or it is out of coverage already?
And may i know the exact month when it is discontinue? Thanks

 reply



Melanie Ortiz 2 weeks ago

SCImago Team

Dear Lina,
Thank you very much for your comment.
All the metadata have been provided by Scopus /Elsevier in their last update sent to SCImago, including the Coverage's period data. The SJR for 2019 was released on June 2020, 11. We suggest you consult the Scopus database directly to see the current index status as SJR is a static image of Scopus, which is changing every day.
For further information, please contact Scopus support directly here:
https://service.elsevier.com/app/answers/detail/a_id/14883/kw/scimago/supporthub/scopus/
Best Regards, SCImago Team



Hamed 2 weeks ago

Dear Melanie Ortiz,

Is this journal still indexed by Scopus in 2020 or its already taken out?

 reply



Melanie Ortiz 2 weeks ago

SCImago Team

Dear Hamed, thank you very much for your comment. We suggest you consult the

LINK TO SCOPUS.COM

<https://www.scopus.com/sourceid/13900154722>

Filter refine list

Display options

☐ Display only Open Access journals

Counts for 4-year timeframe

☒ No minimum selected

☐ Minimum citations

☐ Minimum documents

CiteScore highest quartile

1 result

[Download Scopus Source List](#) [Learn more about Scopus Source List](#)

☐ All

View metrics for year: 2019

	Source title ↓	CiteScore ↓	Highest percentile ↓	Citations 2016-19 ↓	Documents 2016-19 ↓	% Cited ↓
<input type="checkbox"/> 1	Option: Open Access	0.5	73% 39/143 General Arts and Humanities	1,146	2,329	14

[^ Top of page](#)



bob foster <bobriset@unibi.ac.id>

Submission

2 pesan

bob foster <bobriset@unibi.ac.id>

1 Februari 2020 20.17

Kepada: Revista Opcion <revistaopcion3@gmail.com>

Dear
Editor Opcion

Enclosed is a manuscript entitled "Effect of the use of internet marketing and e-WOM on brand awareness" to be considered for possible publication in Opcion Journal. Also, we have attached a plagiarism check for our paper.

Thanks

Regards

Dr. Bob Foster

2 lampiran



Submission.docx

54K



Plagiarism check.pdf

2138K

Revista Opcion <revistaopcion3@gmail.com>

5 Februari 2020 17.10

Kepada: bob foster <bobriset@unibi.ac.id>

Dear Dr. Bob Foster:

Your manuscript entitled "Effect of the use of internet marketing and e-WOM on brand awareness" has been successfully verified and is presently being given full consideration for publication in the Opcion Journal.

Your manuscript ID is Opcion 2346.

Please mention the above manuscript ID in all future correspondence or when calling the office for questions.

Sincerely,

DR. JOSÉ VICENTE VILLALOBOS ANTÚNEZ

Editor–Chief/ Journal OPCIÓN

[Kutipan teks disembunyikan]

Effect of the Use Of Internet Marketing and e-Wom to Buy Interest with Brand Awareness as Intervening Variables

Bob Foster*

University of Business and Informatics Indonesia

Jl. Soekarno-Hatta No.643, Sukapura, Kiaracondong, Bandung City, West Java 40285, Indonesia

*Email: bobriset@unibi.ac.id

Muhammad Deni Johansyah

Department of Mathematics, Faculty of Mathematics and Natural Sciences, Universitas

Padjajaran

Jl. Raya Bandung-Sumedang Km 21, Jatinangor 45363, Sumedang, West Java, Indonesia

Email: muhamad.deni@unpad.ac.id

Abstract

The retail sector is currently faced with increasingly competitive and very tight competition. Such conditions have an impact on Starbucks Coffee Company, which experienced a decrease in the Top Brand Index by 5% in 2016-2017. This study aims to determine the effect of using internet marketing and WOM electronics on buying interest with brand awareness as an intervening variable at Starbucks Coffee Company. The dependent variable in this study consisted of internet marketing and electronic WOM. Whereas buying interest is an independent variable, and brand awareness is an intervening variable. The sampling technique used is non probability sampling, with a purposive sampling technique. This research was conducted using quantitative methods, using path analysis, and using SPSS version 24 software. The results of this study were: (1) internet marketing and e-WOM had a significant influence on brand awareness; (2) internet marketing and e-WOM have a significant influence on buying interest; (3) brand awareness has a significant influence on buying interest; (4) internet marketing has an indirect influence on buying interest mediated by brand awareness; and (5) e-WOM has a direct influence on buying interest without the need to be mediated by brand awareness.

1. INTRODUCTION

Indonesia with the fourth most populous country in the world and as a consumptive country is certainly a potential market for the marketing of products both locally and non-locally. Various industry players are present to provide services to the needs of the community; the retail industry is one of them. The Indonesian retail industry is currently in poor condition based on performance. The condition of the retail industry has decreased in 2015 and 2016. The general chairman of Aprindo said that the growth of the retail industry in 2017 will follow the downward trend for the past 2 years. This is due to several factors including changes in shopping behavior that prefer to shop online, in addition to weakening because of the weakening purchasing power of the people, because many productive age groups are not fully absorbed by the labor market so they do not have decent income for consumption. Other factors are also caused by changes in

community behavior where many people tend to hold back consumption because they are waiting for the right time to shop. A retail development index 2017 research institute issued by AT Kearney stated that the condition of Indonesia's retail industry is at number 8 in the world, this position has decreased 3 levels compared to the achievement in 2016, at which time Indonesia was in the top 5 in the world. Meanwhile, based on data released by Bank Indonesia, the growth of the retail sector is very slim, which is 0.1%.

As one of the retail industry players with the cafe/hangout sub-sector is Starbucks Coffee Company. Starbucks Coffee Indonesia opened its first store in Plaza Indonesia in 2002. January 2018 Starbucks coffee Indonesia has 326 stores in different locations in around 22 cities. In running its business Starbucks coffee has a vision that is *We Are in People Business Serving Coffee Not in Coffee Business Serving People*. While the mission is *Establish Starbucks as The Premiere Purveyor of the Finest Coffee in the World While Maintaining Our Uncompromising Principles While We Grow*.

As part of the retail industry, Starbucks Coffee Company is also included in the assessment by the Top Brand Award. Top Brand Award is an award given to brands that won the award given based on the assessment obtained from the results of a national survey under the organization of Frontier Consulting Group.

While the news reported by Wartaekonomi.co.id states that the stock price of PT. MAP Boga Adiperkasa Tbk. (MABP) which is a Starbucks license holder in Indonesia. Shares of a subsidiary of PT. Mitra Adiperkasa Tbk (MAPI) experienced a stock price decline of 170 points or 5.5% to IDR 2,500 per share from IDR 3,120 per share in July 2017. While the news reported by CNN Indonesia stated that the decrease in net profit during the first half of 2017 was 20.53 billion or decreased by 53% compared to the same period last year which was 43.81%. Other problems experienced were the decline in sales of one of Starbucks Coffee Indonesia's products, Frappuccino, by 3% compared to last year.

Besides that, the widespread use of social media applications is currently being used by the market in an effort to attract consumers to make purchases. Based on research conducted by Nielsen, the 2015 Global Trust in Advertising Report shows that among online advertisements shown in search engine results, the highest credibility of 61% of Indonesians shows that they believe in the advertisements offered. While the credibility of advertisements on social networks and video ads 54% of Indonesians also said they trusted advertisements delivered through these social networks.

Therefore, based on the background of the problems that have been described previously, the authors are interested in conducting research with the title "The Effects of the Use of Internet Marketing and E-WOM on Buying Interest and Brand Awareness as Intervening Variables". The purpose of this test is to find out how the influence of the use of WOM internet marketing and electronics on buying interest with brand awareness as an intervening variable on Starbucks Coffee Company products, both partially and simultaneously.

2. LITERATURE REVIEW

2.1 Marketing Management

Marketing is one of the main activities that need to be carried out by a company, whether it is a goods or service company in an effort to earn profits and to maintain business survival. (Kotler & Keller, 2016), argue that marketing is an opportunity for partners and society at large.

In the meantime (Kotler & Keller, 2016), marketing management as the art and science of selecting target markets and getting, keeping and growing customers through creating, delivering, and communicating superior customer value.

2.2 Internet Marketing

Nowadays internet marketing has become a business necessity because the internet is an irrevocable trend that cannot be stopped. Even if the business does not have online marketing, the customer is likely to choose another company's product. Internet marketing has a big and huge role as the development of information technology to open new challenges and new options for more efficient marketing applications including the development of internet marketing (Vidruska et. al, 2016). State that the aspect of internet marketing is on the research agenda in many countries because the internet is taking an increasingly significant place in everyday life throughout the world (Prasad et. al, 2001). Online marketing is also known as online advertising & internet advertising (Nuseir et. al, 2015). Organizations contact customers to deliver promotional messages using internet marketing. Internet marketing - often called online marketing or e-marketing, basically there is marketing activity carried out online through the use of internet technology (Jenyo & Soyoye, 2015).

2.3 Electronic WOM

The new online form of WOM communication is now known as electronic word-of-mouth or eWOM (Yang, 2017). This form of communication is very important with the emergence of online platforms, which makes it one of the most influential sources of information on the Web (Abubakar & Ilkan, 2012; Kozinets, 2010). As a result of technological advancements, this new means of communication has led to changes in consumer behavior (Cantallops & Salvi, 2014; Gomez, 2017), by enabling them to obtain or share information about companies, products, or brands. EWOM is currently in line with the most potential fields for research in marketing currently separating studies from traditional WOM and it is proposed that WOM will also have a unique definition which is the simplest is WOM transmitted through the internet (Husnain et. al, 2016). State that WOM has evolved over time through changes in communication technology where currently WOM is directly asked to be more active than virtual consumer networks. with the advent of social media online electronic word of mouth or EWOM has become a pervasive and influential source of product information. Word of mouth (WOM) has been defined as "the transfer of information from one customer (or group of customers) to another customer (or group of customers) in a way that has the potential to change their preferences, actual buying behavior, or the way they interact further with others (Fox & Longart, 2016).

2.4 Buying Interest

One form of consumer behaviour is the interest or desire to buy a product or service. The form of the consumer from buying interest is a potential consumer that is a consumer who has not made a purchase action at the present time and is likely to make a purchase action in the future or can be referred to as a potential buyer. Buying interest is something obtained from the learning process and thought processes that form a perception. In 2015, Aqsa and Kartini stated that consumers' buying interest is also biased because of consumer confidence in this which is

done for example by sending timely and accurate information (Aqsa & Kartini, 2015). In 2016, Kotler and Keller, said that buying interest in a product arises because of the basic trust in the product accompanied by the ability to buy the product. Therefore, it can be concluded that buying interest will arise whenever there is an interest by an individual towards a product that has been observed and accompanied by the ability of the individual to make a decision to buy the product.

2.5 Brand Awareness

Brand awareness is an element of equity that is very important for companies because brand awareness can directly affect brand equity. When consumer awareness of the brand is low, it will be ensured that brand equity will also be low. The ability of consumers to recognize or remember a brand of a product is different depending on the level of brand communication or consumer perception of the product brand offered. Brand awareness acts as a strong signal of product quality and supplier commitment (Gisbey & Peter, 2016). While Kotler and Keller (2016), define brand awareness as the ability of consumers to recognize or remember brands and sufficient details to make them make purchases. Basically, brand awareness is closely related to brand strength or people's knowledge of the brand that can be measured as the ability of consumers to identify brands in different conditions.

2. METHODS

This section will discuss matters relating to research design such as population, sample size, sampling method, research hypothesis, questionnaire design, analytical methods and reliability results. The population in this study was people who had transactions at Starbucks Coffee Company. The sample used in this study was 150 people. The research method used in this study is to use quantitative methods. The analysis was carried out by testing the validity, reliability test and normality test for data sourced from primary data (questionnaire) that had been distributed.

4. RESULTS

In this section data processing is carried out, and based on the results of the data processing, discussions are carried out.

Result

The description of the respondents who became the sample in this study was classified based on their characteristics, namely age, gender, respondent, and occupation. The following is a descriptive analysis of the profile of respondents from this study, from a total of 147 respondents can be grouped in Table 2.

Table 2. Research Respondents		
	RESPONDENTS	AMOUNT
Age	15-25 years old	95 people
	26-35 years old	52 people

Gender	Male	80 people
	Female	67 people
Occupation	Student	115 people
	Private employees	32 people

From Table 2 it is known that respondents with ages 15-25 years amounted to 95 people and the rest were aged 26-35 years, while in terms of gender the dominant sex in this study was male as many as 80 people and the remaining 67 people were manifold female. Of the 147 respondents who answered the questionnaire divided into 115 people was students and 32 were private employees.

Regression Analysis Results

Regression analysis is used to determine the effect of the independent variable on the dependent variable. In this study two regression equations will be carried out, namely first to find out the effect of internet marketing and E-WOM on the dependent variable namely brand awareness. Second, regression analysis is used to determine the effect of independent variables which consist of internet marketing, E-WOM, and brand awareness of buying interest as the dependent variable.

Hypothesis Test Resultst

Based on the parameter coefficient estimator presented in Table 3, column B, the following linear regression equations can be formed:

$$Y_1 = 0.657 + 0.119 X_1 + 0.908 X_2 \quad (1)$$

Table 3						
Hypothesis Test Results t Equation (1) Influence of Internet Marketing and E-WOM Brand Awareness						
Coefficients ^a						
Model		Unstandardized Coefficients		Standardized Coefficients	T	Sig.
		B	Std. Error	Beta		
1	(Constant)	0.657	0.347		1.894	0.000
	Internet Marketing	0.119	0.065	0.515	9.839	0.048
	EWOM	0.908	0.085	0.668	10.665	0.000
a. Dependent Variable: Brand Awareness						

From these equations (1) and Table 3, it can be explained as follows: (i) Constant value states that if the internet marketing and e-WOM variables are equal to zero (0) and are permanent, the brand awareness is 0.657. (ii) The regression coefficient value of the internet marketing variable has a positive sign of 0.119 which means that every increase of 1 internet marketing variable unit will increase brand awareness by 0.119 units. (iii) The value of the regression coefficient of the e-WOM variable is also positive with a value of 0.908 which means that every increase of 1 unit of e-WOM variable will increase brand awareness by 0.908 units. It is known that the t-count / t-stat values for internet marketing and e-WOM variables are equal to (9.839) and (10.665) > t-table (1.97658), thus it can be concluded that there is a significant influence between the influence of the internet marketing and e-WOM with brand awareness.

Table 4 Hypothesis Test Results <i>t</i> Equation (2) The influence of Internet Marketing, e-WOM, and Brand Awareness against buying interest as a tied variable						
Coefficients ^a						
Model		Unstandardized Coefficients		Standardized Coefficients	T	Sig.
		B	Std. Error	Beta		
1	(Constant)	3.034	0.239		12.673	0.000
	Internet Marketing	0.050	0.045	0.091	3.109	0.009
	EWOM	0.234	0.078	0.328	3.013	0.003
	Brand Awareness	0.104	0.057	0.198	4.827	0.030
a. Dependent Variable: Buying Interest						

Based on the parameter coefficient estimator presented in Table 4, column B, the following linear regression equations can be formed:

$$Y_2 = 3.034 + 0.050 X_1 + 0.234 X_2 + 0.104 Y_1 \quad (2)$$

From these equations (2) and Table 4, it can be explained as follows: (i) Constant value states that if the variables of internet marketing, e-WOM and brand awareness are equal to zero (0) and are fixed, the buying interest is 3.034. (ii) The regression coefficient value of the internet marketing variable is positively marked by 0.050 which means that every increase of 1 internet marketing variable unit will increase buying interest by 0.050 units. (iii) The value of the regression coefficient of the e-WOM variable is also positive with a value of 0.234 which means that every increase of 1 unit of e-WOM variable will increase buying interest by 0.234 units. (iv) The regression coefficient value of the brand awareness variable is also positively marked by 0.104, which means that every increase of 1 unit of brand awareness will increase buying interest by 0.104 units. It is known that the t-count / t-stat values for the variables of internet marketing, e-WOM and brand awareness respectively are (3.109), (3.013) and (4.827) > t-table (1.97669), thus it can be concluded that there is a significant influence between the influence of internet marketing, e-WOM and brand awareness with buying interest.

Table 5 Hypothesis Test Results <i>F</i> Equation (1) The Influence of Internet Marketing and e-WOM on Brand Awareness						
ANOVA ^a						
Model		Sum of Squares	df	Mean Square	F	Sig.
1	Regression	5.836	2	2.918	57.096	0.000 ^b
	Residual	7.360	144	0.051		
	Total	13.196	146			
a. Dependent Variable: Brand Awareness						
b. Predictors: (Constant), EWOM, Internet Marketing						

From the *F* test presented in Table 5, it is known that *F* statistic is 57.096 while *F* table with a significance level of 5% is obtained *F* table of 3.06 in this case the *F*-statistic is greater than *F*-table, meaning that there is a significant influence between internet marketing variables and e-WOM on brand awareness.

Table 6 Hypothesis <i>F</i> Test Results Equation (2) Influence of Internet Marketing, e-WOM, and Brand Awareness Towards Buying Interest as A Dependent Variable						
ANOVA ^a						
	Model	Sum of Squares	df	Mean Square	F	Sig.
1	Regression	0.225	3	0.075	3.156	0.007 ^b
	Residual	3.400	143	0.024		
	Total	3.625	146			
a. Dependent Variable: Buying Interest						
b. Predictors: (Constant), Brand Awareness, EWOM, Internet Marketing						

From the *F* test presented in Table 6, it is known that *F* statistic is equal to 3.156 while *F* table with a significance level of 5% is obtained *F* table of 2.67 in this case the *F*-statistic / stat is greater than *F*-table, meaning that there is a significant influence between internet marketing variables, e-WOM, and brand awareness of brand awareness.

Determination Coefficient Test Results

Table 7 Test Results of the Determination Equation (1) Influence of Internet Marketing and e-WOM Brand Awareness				
Model Summary ^b				
Model	R	R Square	Adjusted R Square	Std. Error of the Estimate
1	0.665 ^a	0.442	0.435	0.22607
a. Predictors: (Constant), EWOM, Internet Marketing				
b. Dependent Variable: Brand Awareness				

Based on Table 7 internet marketing and e-WOM variables explain the variation of brand awareness by 44.2% and the rest is determined by other variables outside this research model.

Table 8 Results of the Determination Equation Equation (2) The influence of Internet Marketing, e-WOM, and Brand Awareness against Buying Interest as a Bounded Variable				
Model Summary ^b				
Model	R	R Square	Adjusted R Square	Std. Error of the Estimate
1	0.549 ^a	0.362	0.342	0.15419
a. Predictors: (Constant), EWOM, Brand Awareness, Internet Marketing				
b. Dependent Variable: Buying Interest				

Based on Table 8 internet marketing variables, e-WOM and brand awareness explain the variation of buying interest by 36.2% and the rest is determined by other variables outside this research model.

Results of the Path Analysis

Based on calculations using the path analysis above, it is known that the direct internet marketing influence coefficient on buying interest is 0.091 and the e-WOM direct influence coefficient value on buying interest is 0.328. While the indirect influence of internet marketing on buying interest is 0.102 (0.515 x 0.198), this means that the indirect influence of internet

marketing on buying interest is greater than the direct influence so it can be concluded that internet marketing has an indirect effect on buying interest through brand awareness. While the indirect influence of e-WOM on buying interest is 0.132 (0.668×0.198), this means that the indirect influence of e-WOM on buying interest is smaller than the direct influence so that it can be concluded that e-WOM has a direct effect on buying interest without having to go through awareness brand. The direct influence and indirect influence can be shown using path analysis diagrams such as Figure 1 as follows.

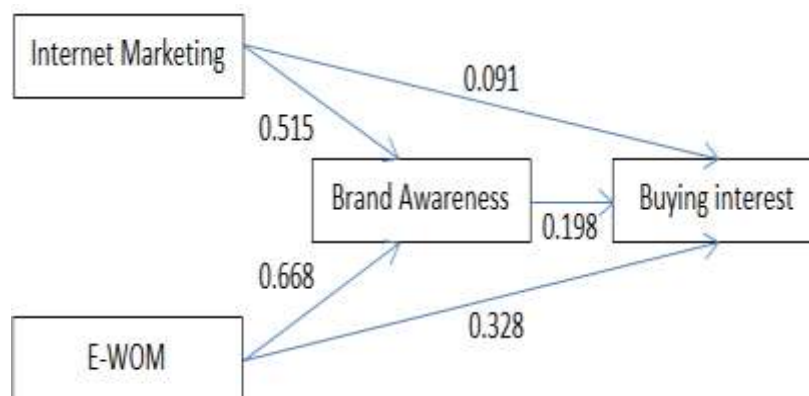


Figure 1 Diagram of the Path Analysis

5. CONCLUSION

This paper has discussed the effect of the use of internet marketing and e-WOM to buy interest with brand awareness as intervening variables. Based on the calculations that have been done, it can be concluded that: Internet marketing has a significant influence on brand awareness; e-WOM has a significant influence on brand awareness; Internet marketing has a significant influence on buying interest; e-WOM has a significant influence on buying interest; Brand awareness has a significant influence on buying interest; Internet marketing has an indirect influence on buying interest mediated by brand awareness; e-WOM has a direct influence on buying interest without the need to be mediated by brand awareness. By doing this research, it is expected that Starbucks Coffee Company can increase internet marketing and e-WOM, so that people become aware of the presence of Starbucks Coffee Company as one of the cafes / hangouts that can be used as a hangout, where people will indirectly become interested to try. In addition, further research may add other factors such as service quality, building, and prices.

REFERENCES

- Abubakar, A. M., and Ilkan, M. (2016). Impact of Online WOM on Destination Trust and Intention to Travel: A Medical Tourism Perspective. *Journal of Destination Marketing & Management*, Vol. 5, No. 3, pp. 192-201.
- Aqsa, M., and Kartini, D. (2015). Impact of Online Advertising On Customer Attitudes and Interests Buy Online (Survey On Students of Internet Users in Makasar). *International Journal of Scientific & Technology Research*, Vol.4, No. 4, pp. 230-236.

- Cantalops A. S and Salvi, F. (2014). New Consumer Behavior: A Review of Research on eWOM and Hotels. *International Journal of Hospitality Management*. Vol. 36, pp. 41–51.
- Fox, G. and Longart P. (2016). Electronic Word-Of-Mouth: Successful Communication Strategies for Restaurants. *Tourism and Hospitality Management*, Vol. 22, No. 2, pp. 211-223.
- Gisbey, C. K., and Peter J. C. (2016). Brand Awareness and Brand Popularity: A Malaysian Perspective. *The International Journal of Business & Management*, Vol. 4, No. 7, pp. 184-197.
- Gomez-Suarez, M., Martínez-Ruiz, M. P., and Martínez-Caraballo, N. (2017). Consumer-Brand Relationships under the Marketing 3.0 Paradigm: a Literature Review. *Frontiers in psychology*, Vol. 8, pp. 252.
- Husnain, M., Qureshi, I., Fatima, T and Akhtar, W. (2016). The Impact of Electronic Word of Mouth on Online Impulse Buying Behavior: The Moderating role of Big 5 Personality Traits. *Journal of Accounting & Marketing*. Vol. 5, No. 4, pp. 1-9.
- Jenyo, G. K., and Soyoye, K. M. (2015). Online Marketing and Consumer Purchase Behavior: A Study of Nigerian Firms. *British Journal of Marketing Studies*. Vol. 3, No. 7, pp. 1-14.
- Kotler, P. and Keller, K.L. (2016). *Marketing Management*. Pearson Education Limited, New York.
- Kozinets, R. V., Valck, K. D., Wojnicki, A. C., Wilner, S. J. S. (2010). Networked Narratives: Understanding Word-of-Mouth Marketing in Online Communities. *Journal of Marketing*, Vol. 74, No. 2, pp. 71-89.
- Nuseir, M. (2015). Internet Marketing and Its Impact on *Online Communities*. *Journal of International Business and Economics*. Vol. 16, No. 2, pp. 47-60.
- Prasad, V. K., Ramamurthy, K., & Naidu, G. M. (2001). The Influence of Internet-Marketing Integration on Marketing Competencies and Export Performance. *Journal of International Marketing*, Vol. 9, No. 4, pp. 82-110.
- Vidruska, R., Biruta, S. and Inara, K. (2016). Role of Internet Marketing for Exporting and Not Exporting Companies (Result of Recent Company Survey in Latvia). *European Integration Studies*, Vo. 10, 2016, pp. 44–51.
- Yang, F. X. (2017). Effects of Restaurant Satisfaction and Knowledge Sharing Motivation on eWOM Intentions: The Moderating Role of Technology Acceptance Factors. *Journal of Hospitality & Tourism Research*, Vol. 41, No. 1, pp. 93 –127.

Effect of the Use Of Internet Marketing and e-Wom to Buy Interest with Brand Awareness as Intervening Variables

45

Bob Foster*

University of Business and Informatics Indonesia

Jl. Soekarno-Hatta No.643, Sukapura, Kiaracondong, Bandung City, West Java 40285, Indonesia

*Email: bobriset@unibi.ac.id

30

Muhammad Deni Johansyah

Department of Mathematics, Faculty of Mathematics and Natural Sciences, Universitas Padjajaran

Jl. Raya Bandung-Sumedang Km 21, Jatinangor 45363, Sumedang, West Java, Indonesia

Email: muhamad.deni@unpad.ac.id

Abstract

The retail sector is currently faced with increasingly competitive and very tight competition. Such conditions have an impact on Starbucks Coffee Company, which experienced a decrease in the Top Brand Index by 5% in 2016-2017. This study aims to determine the effect of using internet marketing and WOM electronics on buying interest with brand awareness as an intervening variable at Starbucks Coffee Company. The dependent variable in this study consisted of internet marketing and electronic WOM. Whereas buying interest is an independent variable, and brand awareness is an intervening variable. The sampling technique used is non probability sampling, with a purposive sampling technique. This research was conducted using quantitative methods, using path analysis, and using SPSS version 24 software. The results of this study were: (1) internet marketing and WOM had a significant influence on brand awareness; (2) internet marketing and e-WOM have a significant influence on buying interest; (3) brand awareness has a significant influence on buying interest; (4) internet marketing has an indirect influence on buying interest mediated by brand awareness; and (5) e-WOM has a direct influence on buying interest without the need to be mediated by brand awareness.

1. INTRODUCTION

Indonesia with the fourth most populous country in the world and as a consumptive country is certainly a potential market for the marketing of products both locally and non-locally. Various industry players are present to provide services to the needs of the community; the retail industry is one of them. The Indonesian retail industry is currently in poor condition based on performance. The condition of the retail industry has decreased in 2015 and 2016. The general chairman of Aprindo said that the growth of the retail industry in 2017 will follow the downward trend for the past 2 years. This is due to several factors including changes in shopping behavior that prefer to shop online, in addition to weakening because of the weakening purchasing power of the people, because many productive age groups are not fully absorbed by the labor market so they do not have decent income for consumption. Other factors are also caused by changes in

community behavior where many people tend to hold back consumption because they are waiting for the right time to shop. A retail development index 2017 research institute issued by AT Kearney stated that the condition of Indonesia's retail industry is at number 8 in the world, this position has decreased 3 levels compared to the achievement in 2016, at which time Indonesia was in the top 5 in the world. Meanwhile, based on data released by Bank Indonesia, the growth of the retail sector is very slim, which is 0.1%.

As one of the retail industry players with the cafe/hangout sub-sector is Starbucks Coffee Company. Starbucks Coffee Indonesia opened its first store in Plaza Indonesia in 2002. January 2018 Starbucks coffee Indonesia has 326 stores in different locations around 22 cities. In running its business Starbucks coffee has a vision that is *We Are in People Business Serving Coffee Not in Coffee Business Serving People*. While the mission is *Establish Starbucks as The Premiere Purveyor of the Finest Coffee in the World While Maintaining Our Uncompromising Principles While We Grow*.

As part of the retail industry, Starbucks Coffee Company is also included in the assessment by the Top Brand Award. Top Brand Award is an award given to brands that won the award given based on the assessment obtained from the results of a national survey under the organization of Frontier Consulting Group. The Table 1 following is the assessment of Top Brand Index for the retail category with sub-sectors cafe/hangout:

BRAND	2016	BRAND	2017
7-Eleven	32.3%	7-Eleven	29.0%
Starbucks	14.8%	Starbucks	9.8%
Indomaret Point	5.7%	Lawson	5.6%
Lawson	5.1%	Indomaret Point	3.5%
Circle-K	3.6%	Circle-K	2.4%

Source: www.topbrand-award.com

Based on the information in Table 1, it can be seen that there was a decline in the top brand index of Starbucks from 2016 to 2017. In 2016 Starbucks ranked second as the best cafe/hangout place in Indonesia with an index value of 11.8 %. Then in 2017 it became 9.8%. The amount of decline is 5%, so this has indicated that there is a problem with Starbucks coffee Indonesia.

While the news reported by Wartaekonomi.co.id states that the stock price of PT. MAP Boga Adiperkasa Tbk. (MABP) which is a Starbucks license holder in Indonesia. Shares of a subsidiary of PT. Mitra Adiperkasa Tbk (MAPI) experienced a stock price decline of 170 points or 5.5% to IDR 2,500 per share from IDR 3,120 per share in July 2017. While the news reported by CNN Indonesia stated that the decrease in net profit during the first half of 2017 was 20.53 billion or decreased by 53% compared to the same period last year which was 43.81%. Other problems experienced were the decline in sales of one of Starbucks Coffee Indonesia's products, Frappuccino, by 3% compared to last year.

Besides that, the widespread use of social media applications is currently being used by the market in an effort to attract consumers to make purchases. Based on research conducted by Nielsen, the 2015 Global Trust in Advertising Report shows that among online advertisements

shown in search engine results, the highest credibility of 61% of Indonesians shows that they believe in the advertisements offered. While the credibility of advertisements on social networks and video ads 54% of Indonesians also said they trusted advertisements delivered through these social networks.

Therefore, based on the background of the problems that have been described previously, the authors are interested in conducting research with the title "The Effects of the Use of Internet Marketing and E-WOM on Buying Interest and Brand Awareness as Intervening Variables". The purpose of this test is to find out how the influence of the use of WOM internet marketing and electronics on buying interest with brand awareness as an intervening variable on Starbucks Coffee Company products, both partially and simultaneously.

2. LITERATURE REVIEW

2.1 Marketing Management

Marketing is one of the main activities that need to be carried out by a company, whether it is a goods or service company in an effort to earn profits and to maintain business survival. (Kotler & Keller, 2016), argue that marketing is an opportunity for partners and society at large. In the meantime (Kotler & Keller, 2016), marketing management as the art and science of selecting target markets and getting, keeping and growing customers through creating, delivering, and communicating superior customer value.

2.2 Internet Marketing

Nowadays internet marketing has become a business necessity because the internet is an irrevocable trend that cannot be stopped. Even if the business does not have online marketing, the customer is likely to choose another company's product. Internet marketing has a big and huge role as the development of information technology to open new challenges and new options for more efficient marketing applications including the development of internet marketing (Vidruska et. al, 2016). State that the aspect of internet marketing is on the research agenda in many countries because the internet is taking an increasingly significant place in everyday life throughout the world (Prasad et. al, 2001). Online marketing is also known as online advertising & internet advertising (Nuseir et. al, 2015). Organizations contact customers to deliver promotional messages using internet marketing. Internet marketing - often called online marketing or e-marketing, basically there is marketing activity carried out online through the use of internet technology (Jenyo & Soyoye, 2015).

2.3 Electronic WOM

The new online form of WOM communication is now known as electronic word-of-mouth or eWOM (Yang, 2017). This form of communication is very important with the emergence of online platforms, which makes it one of the most influential sources of information on the Web (Abubakar & Ilkan, 2012; Kozinets, 2010). As a result of technological advancements, this new means of communication has led to changes in consumer behavior (Cantalalops & Salvi, 2014; Gomez, 2017), by enabling them to obtain or share information about companies, products, or brands. EWOM is currently in line with the most potential fields for

research in marketing currently separating studies from traditional WOM and it is proposed that WOM will also have a unique definition which is the simplest is WOM transmitted through the internet (Husnain et. al, 2016). State that WOM has evolved over time through changes in communication technology where currently WOM is directly as to be more active than virtual consumer networks. with the advent of social media online electronic word of mouth or EWOM has become a pervasive and influential source of product information. Word of mouth (WOM) has been defined as "the transfer of information from one customer (or group of customers) to another customer (or group of customers) in a way that has the potential to change their preferences, actual buying behavior, or the way they interact further with others (Fox & Longart, 2016).

2.4 Buying Interest

One form of consumer behaviour is the interest or desire to buy a product or service. The form of the consumer from buying interest is a potential consumer that is a consumer who has not made a purchase action at the present time and is likely to make a purchase action in the future or can be referred to as a potential buyer. Buying interest is something obtained from the learning process and thought processes that form a perception. In 2015, Aqsa and Kartini stated that consumers' buying interest is also biased because of consumer confidence in this which is done for example by sending timely and accurate information (Aqsa & Kartini, 2015). In 2016, Kotler and Keller, said that buying interest in a product arises because of the basic trust in the product accompanied by the ability to buy the product. Therefore, it can be concluded that buying interest will arise whenever there is an interest by an individual towards a product that has been observed and accompanied by the ability of the individual to make a decision to buy the product.

2.5 Brand Awareness

Brand awareness is an element of equity that is very important for companies because brand awareness can directly affect brand equity. When consumer awareness of the brand is low, it will be ensured that brand equity will also be low. The ability of consumers to recognize or remember a brand of a product is different depending on the level of brand communication or consumer perception of the product brand offered. Brand awareness acts as a strong signal of product quality and supplier commitment (Gisbey & Peter, 2016). While Kotler and Keller (2016), define brand awareness as the ability of consumers to recognize or remember brands and sufficient details to make them make purchases. Basically, brand awareness is closely related to brand strength or people's knowledge of the brand that can be measured as the ability of consumers to identify brands in different conditions.

2. METHODS

This section will discuss matters relating to research design such as population, sample size, sampling method, research hypothesis, questionnaire design, analytical methods and reliability results. The population in this study was people who had transactions at Starbucks Coffee Company. The sample used in this study was 150 people. The research method used in this study is to use quantitative methods. The analysis was carried out by testing the validity, reliability test and normality test for data sourced from primary data (questionnaire) that had

been distributed. Then the results of this questionnaire will produce data that will be analyzed with regression analysis methods, and also path analysis methods (path analysis). Data processing is done using SPSS 24.00.

4. RESULTS

In this section data processing is carried out, and based on the results of the data processing, discussions are carried out.

Result

The description of the respondents who became the sample in this study was classified based on their characteristics, namely age, gender, respondent, and occupation. The following is a descriptive analysis of the profile of respondents from this study, from a total of 147 respondents can be grouped in Table 2.

Table 2. Research Respondents		
	RESPONDENTS	AMOUNT
Age	15-25 years old	95 people
	26-35 years old	52 people
Gender	Male	80 people
	Female	67 people
Occupation	Student	115 people
	Private employees	32 people

From Table 2 it is known that respondents with ages 15-25 years amounted to 95 people and the rest were aged 26-35 years, while in terms of gender the dominant sex in this study was male as many as 80 people and the remaining 67 people were manifold female. Of the 147 respondents who answered the questionnaire divided into 115 people was students and 32 were private employees.

Regression Analysis Results

Regression analysis is used to determine the effect of the independent variable on the dependent variable. In this study two regression equations will be carried out, namely first to find out the effect of internet marketing and E-WOM on the dependent variable namely brand awareness. Second, regression analysis is used to determine the effect of independent variables which consist of internet marketing, E-WOM, and brand awareness of buying interest as the dependent variable.

Hypothesis Test Resultst

Based on the parameter coefficient estimator presented in Table 3, column B, the following linear regression equations can be formed:

$$Y_1 = 0.657 + 0.119 X_1 + 0.908 X_2 \quad (1)$$

Table 3 Hypothesis Test Results t Equation (1) Influence of Internet Marketing and E-WOM Brand Awareness						
Coefficients ^a						
	Model	Unstandardized Coefficients		Standardized Coefficients	T	Sig.
		B	Std. Error	Beta		
1	(Constant)	0.657	0.347		1.894	0.000
	Internet Marketing	0.119	0.065	0.515	9.839	0.048
	EWOM	0.908	0.085	0.668	10.665	0.000

a. Dependent Variable: Brand Awareness

From these equations (1) and Table 3, it can be explained as follows: (i) Constant value states that if the internet marketing and e-WOM variables are equal to zero (0) and are permanent, the brand awareness is 0.657. (ii) The regression coefficient value of the internet marketing variable has a positive sign of 0.119 which means that every increase of 1 internet marketing variable unit will increase brand awareness by 0.119 units. (iii) The value of the regression coefficient of the e-WOM variable is also positive with a value of 0.908 which means that every increase of 1 unit of e-WOM variable will increase brand awareness by 0.908 units. It is known that the t-count / t-stat values for internet marketing and e-WOM variables are equal to (9.839) and (10.665) > t-table (1.97658), thus it can be concluded that there is a significant influence between the influence of the internet marketing and e-WOM with brand awareness.

Table 4 Hypothesis Test Results t Equation (2) The influence of Internet Marketing, e-WOM, and Brand Awareness against buying interest as a tied variable						
Coefficients ^a						
	Model	Unstandardized Coefficients		Standardized Coefficients	T	Sig.
		B	Std. Error	Beta		
1	(Constant)	3.034	0.239		12.673	0.000
	Internet Marketing	0.050	0.045	0.091	3.109	0.009
	EWOM	0.234	0.078	0.328	3.013	0.003
	Brand Awareness	0.104	0.057	0.198	4.827	0.030

a. Dependent Variable: Buying Interest

Based on the parameter coefficient estimator presented in Table 4, column B, the following linear regression equations can be formed:

$$Y_2 = 3.034 + 0.050 X_1 + 0.234 X_2 + 0.104 Y_1 \quad (2)$$

From these equations (2) and Table 4, it can be explained as follows: (i) Constant value states that if the variables of internet marketing, e-WOM and brand awareness are equal to zero (0) and are fixed, the buying interest is 3.034. (ii) The regression coefficient value of the internet marketing variable is positively marked by 0.050 which means that every increase of 1 internet marketing variable unit will increase buying interest by 0.050 units. (iii) The value of the regression coefficient of the e-WOM variable is also positive with a value of 0.234 which means that every increase of 1 unit of e-WOM variable will increase buying interest by 0.234 units. (iv) The regression coefficient value of the brand awareness variable is also positively marked by 0.104, which means that every increase of 1 unit of brand awareness will increase buying interest by 0.104 units. It is known that the t-count / t-stat values for the variables of internet marketing,

e-WOM and brand awareness respectively are (3.109), (3.013) and (4.827) > t-table (1.97669), thus it can be concluded that there is a significant influence between the influence of internet marketing, e-WOM and brand awareness with buying interest.

Table 5 Hypothesis Test Results F Equation (1) The Influence of Internet Marketing and e-WOM on Brand Awareness						
ANOVA ^a						
	Model	Sum of Squares	df	Mean Square	F	Sig.
1	Regression	5.836	2	2.918	57.096	0.000 ^b
	Residual	7.360	144	0.051		
	Total	13.196	146			
a. Dependent Variable: Brand Awareness						
b. Predictors: (Constant), EWOM, Internet Marketing						

From the *F* test presented in Table 5, it is known that *F* statistic is 57.096 while *F* table with a significance level of 5% is obtained *F* table of 3.06 in this case the *F*-statistic is greater than *F*-table, meaning that there is a significant influence between internet marketing variables and e-WOM on brand awareness.

Table 6 Hypothesis F Test Results Equation (2) Influence of Internet Marketing, e-WOM, and Brand Awareness Towards Buying Interest as A Dependent Variable						
ANOVA ^a						
	Model	Sum of Squares	df	Mean Square	F	Sig.
1	Regression	0.225	3	0.075	3.156	0.007 ^b
	Residual	3.400	143	0.024		
	Total	3.625	146			
a. Dependent Variable: Buying Interest						
b. Predictors: (Constant), Brand Awareness, EWOM, Internet Marketing						

From the *F* test presented in Table 6, it is known that *F* statistic is equal to 3.156 while *F* table with a significance level of 5% is obtained *F* table of 2.67 in this case the *F*-statistic / stat is greater than *F*-table, meaning that there is a significant influence between internet marketing variables, e-WOM, and brand awareness of brand awareness.

Determination Coefficient Test Results

Table 7 Test Results of the Determination Equation (1) Influence of Internet Marketing and e-WOM Brand Awareness				
Model Summary ^b				
Model	R	R Square	Adjusted R Square	Std. Error of the Estimate
1	0.665 ^a	0.442	0.435	0.22607
a. Predictors: (Constant), EWOM, Internet Marketing				
b. Dependent Variable: Brand Awareness				

Based on Table 7 internet marketing and e-WOM variables explain the variation of brand awareness by 44.2% and the rest is determined by other variables outside this research model.

Table 8 Results of the Determination Equation Equation (2) The influence of Internet Marketing, e-WOM, and Brand Awareness again ¹⁵ Buying Interest as a Bounded Variable				
Model Summary ^b				
Model	R	R Square	Adjusted R Square	Std. Error of the Estimate
1	0.549 ^a	0.362	0.342	0.15419
a. Predictors: (Constant), EWOM, Brand Awareness, Internet Marketing				
b. Dependent Variable: Buying Interest				

Based on Table 8 internet marketing variables, e-WOM and brand awareness explain the variation of buying interest by 36.2% and the rest is determined by other variables outside this research model.

Results of the Path Analysis

Based on calculations using the path analysis above, it is known that the direct internet marketing influence coefficient on buying interest is 0.091 and the e-WOM direct influence coefficient value on buying interest is 0.328. While the indirect influence of internet marketing on buying interest is 0.102 (0.515×0.198), this means that the indirect influence of internet marketing on buying interest is greater than the direct influence so it can be concluded that internet marketing has an indirect effect on buying interest through brand awareness. While the indirect influence of e-WOM on buying interest is 0.132 (0.668×0.198), this means that the indirect influence of e-WOM on buying interest is smaller than the direct influence so that it can be concluded that e-WOM has a direct effect on buying interest without having to go through awareness brand. The direct influence and indirect influence can be shown using path analysis diagrams such as Figure 1 as follows.

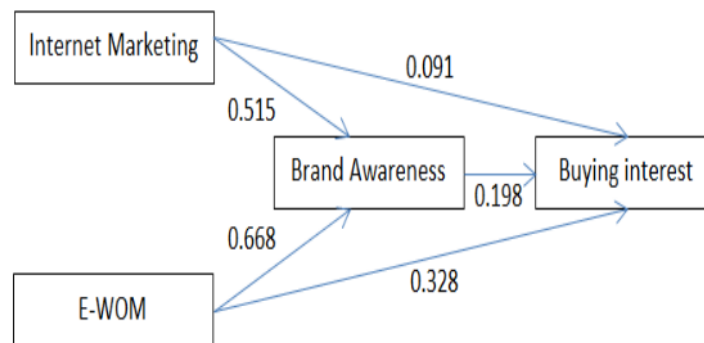


Figure 1 Diagram of the Path Analysis

DISCUSSION

⁹ The Influence of Internet Marketing on Brand Awareness

²³ The results showed that internet marketing variables had a significant influence on brand awareness. These results indicate that the more frequent internet marketing activities ⁹ carried out by Starbucks Coffee Company will further increase public awareness of the Starbucks brand.

The Influence of E-WOM on Brand Awareness

23

The results showed that e-WOM variables had a significant influence on brand awareness. These results indicate that if consumers or managers can create e-WOM activities, they will increase public awareness of the Starbucks brand.

The Influence of Internet Marketing on Buying Interest

The results showed that internet marketing variables had a significant influence on buying interest. These results indicate that the more frequent internet marketing activities carried out by Starbucks Coffee Company, the potential consumers will be interested in purchasing products produced by Starbucks Coffee Company.

42

Effect of E-WOM on Buying Interest

The results showed that the e-WOM variable had a significant influence on buying interest. These results show that the more often people tell or share positive experiences with Starbucks Coffee Company products, the potential consumers will be interested in purchasing products produced by Starbucks Coffee Company.

The Influence of Brand Awareness on Buying Interest

The results showed that the brand awareness variable had a significant influence on buying interest. These results indicate that the more people are aware of and know the various products offered by Starbucks Coffee Company, the potential consumers will be interested in purchasing products offered by the Starbucks Coffee Company.

The Influence of Internet Marketing on Buying Interest Mediated By Brand Awareness

The results showed that internet marketing variables indirectly affect brand awareness while brand awareness affects buying interest. This means that the existence of internet marketing that is used to communicate Starbucks Coffee Company products will cause people to know or realize that there are products that come from Starbucks Coffee Company that are circulating in the market and will indirectly lead to buying interest from potential consumers.

The Influence of E-WOM on Buying Interest Mediated by Brand Awareness

The results showed that the e-WOM variable had a direct influence on buying interest. This means that with the e-WOM used to communicate Starbucks Coffee Company products will lead to the emergence of buying interest from potential consumers directly without having to go through brand awareness.

5. CONCLUSION

This paper has discussed the effect of the use of internet marketing and e-WOM to buy interest with brand awareness as intervening variables. Based on the calculations that have been done, it can be concluded that: Internet marketing has a significant influence on brand

awareness; e-WOM has a significant influence on brand awareness; Internet marketing has a significant influence on buying interest; e-WOM has a significant influence on buying interest; Brand awareness has a significant influence on buying interest; Internet marketing has an indirect influence on buying interest mediated by brand awareness; e-WOM has a direct influence on buying interest without the need to be mediated by brand awareness. By doing this research, it is expected that Starbucks Coffee Company can increase internet marketing and e-WOM, so that people become aware of the presence of Starbucks Coffee Company as one of the cafes / hangouts that can be used as a hangout, where people will indirectly become interested to try. In addition, further research may add other factors such as service quality, building, and prices.

REFERENCES

- Abubakar, A. M., and Ilkan, M. (2016). Impact of Online WOM on Destination Trust and Intention to Travel: A Medical Tourism Perspective. *Journal of Destination Marketing & Management*, Vol. 5, No. 3, pp. 192-201.
- Aqsa, M., and Kartini, D. (2015). Impact of Online Advertising On Customer Attitudes and Interests Buy Online (Survey On Students of Internet Users in Makasar). *International Journal of Scientific & Technology Research*, Vol.4, No. 4, pp. 230-236.
- Cantalalops A. S and Salvi, F. (2014). New Consumer Behavior: A Review of Research on eWOM and Hotels. *International Journal of Hospitality Management*. Vol. 36, pp. 41–51.
- Fox, G. and Longart P. (2016). Electronic Word-Of-Mouth: Successful Communication Strategies for Restaurants. *Tourism and Hospitality Management*, Vol. 22, No. 2, pp. 211-223.
- Gisbey, C. K., and Peter J. C. (2016). Brand Awareness and Brand Popularity: A Malaysian Perspective. *The International Journal of Business & Management*, Vol. 4, No. 7, pp. 184-197.
- Gomez-Suarez, M., Martínez-Ruiz, M. P., and Martínez-Caraballo, N. (2017). Consumer-Brand Relationships under the Marketing 3.0 Paradigm: a Literature Review. *Frontiers in psychology*, Vol. 8, pp. 252.
- Husnain, M., Qureshi, I., Fatima, T and Akhtar, W. (2016). The Impact of Electronic Word of Mouth on Online Impulse Buying Behavior: The Moderating role of Big 5 Personality Traits. *Journal of Accounting & Marketing*. Vol. 5, No. 4, pp. 1-9.
- Jenyo, G. K., and Soyoye, K. M. (2015). Online Marketing and Consumer Purchase Behavior: A Study of Nigerian Firms. *British Journal of Marketing Studies*. Vol. 3, No. 7, pp. 1-14.
- Kotler, P. and Keller, K.L. (2016). *Marketing Management*. Pearson Education Limited, New York.
- Kozinets, R. V., Valck, K. D., Wojnicki, A. C., Wilner, S. J. S. (2010). Networked Narratives: Understanding Word-of-Mouth Marketing in Online Communities. *Journal of Marketing*, Vol. 74, No. 2, pp. 71-89.
- Nuseir, M. (2015). Internet Marketing and Its Impact on Online Communities. *Journal of International Business and Economics*. Vol. 16, No. 2, pp. 47-60.
- Prasad, V. K., Ramamurthy, K., & Naidu, G. M. (2001). The Influence of Internet-Marketing Integration on Marketing Competencies and Export Performance. *Journal of International Marketing*, Vol. 9, No. 4, pp. 82-110.
- Vidruska, R., Biruta, S. and Inara, K. (2016). Role of Internet Marketing for Exporting and Not Exporting Companies (Result of Recent Company Survey in Latvia). *European Integration Studies*, Vo. 10, 2016, pp. 44-51.
- Yang, F. X. (2017). Effects of Restaurant Satisfaction and Knowledge Sharing Motivation on eWOM Intentions: The Moderating Role of Technology Acceptance Factors. *Journal of Hospitality & Tourism Research*, Vol. 41, No. 1, pp. 93 –127.

Effect of the Use Of Internet Marketing and e-Wom to Buy Interest with Brand Awareness as Intervening Variables

ORIGINALITY REPORT

20%

SIMILARITY INDEX

14%

INTERNET SOURCES

9%

PUBLICATIONS

12%

STUDENT PAPERS

PRIMARY SOURCES

1

repository.uinjkt.ac.id

Internet Source

1 %

2

zambrut.com

Internet Source

1 %

3

mafiadoc.com

Internet Source

1 %

4

Submitted to University of Auckland

Student Paper

1 %

5

Submitted to University College Technology Sarawak

Student Paper

1 %

6

Sigid Sardiyanto. "Does promotion and islamic business ethics increase consumer loyalty? empirical evidence Resto Kampoeng Banyumili Salatiga", Indonesian Journal of Islamic Economics Research, 2019

Publication

1 %

7

journal.frontiersin.org

Internet Source

1 %

Opcion Decision on Manuscript ID Opcion 2346

2 pesan

Revista Opcion <revistaopcion3@gmail.com>

20 Maret 2020 20.29

Kepada: bob foster <bobriset@unibi.ac.id>

Dear Dr. Bob Foster:

Manuscript ID Opcion 2346 entitled "Effect of the use of internet marketing and e-WOM on brand awareness" which you submitted to the Opcion Journal, has been reviewed. The comments of the reviewer(s) are included at the attachment.

The reviewer(s) have recommended publication, but also suggest some minor revisions to your manuscript. Therefore, I invite you to respond to the reviewer(s)' comments and revise your manuscript.

Because we are trying to facilitate timely publication of manuscripts submitted to the Opcion Journal, your revised manuscript should be submitted by 27-March-2020. If it is not possible for you to submit your revision by this date, we may have to consider your paper as a new submission.

Once again, thank you for submitting your manuscript to the Opcion journal and I look forward to receiving your revision.

Sincerely,

DR. JOSÉ VICENTE VILLALOBOS ANTÚNEZ
Editor-Chief/ Journal OPCIÓN

**Peer Review.pdf**

102K

bob foster <bobriset@unibi.ac.id>

25 Maret 2020 19.17

Kepada: Revista Opcion <revistaopcion3@gmail.com>

Dear
Editor

Thank you very much.
We have completed for revision.
Please check this attachment.
Thanks

Regards

Dr. Bob Foster

[Kutipan teks disembunyikan]

**6. file revision.pdf**

169K



Peer Review Report

Manuscript Information	
Manuscript ID:	Opcion 2346
Manuscript Title:	Effect of the use of internet marketing and e-WOM on brand awareness
Evaluation Report	
General Comments	This paper is interesting and good contribution in the internet marketing. This paper present to determine the effect of using internet marketing and WOM electronics on buying interest with brand awareness as an intervening variable at Starbucks Coffee Company. The results of this study are (1) internet marketing and e-WOM had a significant influence on brand awareness; (2) internet marketing and e-WOM have a significant influence on buying interest; (3) brand awareness has a significant influence on buying interest; (4) internet marketing has an indirect influence on buying interest mediated by brand awareness; and (5) e-WOM has a direct influence on buying interest without the need to be mediated by brand awareness.
How to improve	<ul style="list-style-type: none"> a. Abstract is not clear. Author should focus on the main objective, methodology and results. For results, author needs to briefly summarize the results obtained b. In introduction, I suggest author add some information about top brand index of hangout cafes. It will provide information for readers on the problem by Starbucks Coffee Company c. In methodology, author need explain how is the questionnaire processed? is there any tool used to validate it ? d. author only presents the results, but not discussion about that. Such as related E-WOM on brand awareness, internet marketing on buying interest, E-WOM on buying interest, etc
Please rate the following: (1 = Excellent) (2 = Good) (3 = Fair) (4 = Poor)	
Originality:	2
Contribution to the Field:	2
Technical Quality:	2
Clarity of Presentation :	3
Depth of Research:	2
Recommendation	
Kindly mark with a ■	
<input type="checkbox"/> Accept As It Is	
<input checked="" type="checkbox"/> Requires Minor Revision	
<input type="checkbox"/> Requires Major Revision	
<input type="checkbox"/> Reject	

Effect of the Use Of Internet Marketing and e-Wom to Buy Interest with Brand Awareness as Intervening Variables

Bob Foster*

University of Business and Informatics Indonesia

Jl. Soekarno-Hatta No.643, Sukapura, Kiaracondong, Bandung City, West Java 40285, Indonesia

*Email: bobriset@unibi.ac.id

Muhammad Deni Johansyah

Department of Mathematics, Faculty of Mathematics and Natural Sciences, Universitas

Padjajaran

Jl. Raya Bandung-Sumedang Km 21, Jatinangor 45363, Sumedang, West Java, Indonesia

Email: muhamad.deni@unpad.ac.id

Abstract

This study aims to determine the effect of using internet marketing and WOM electronics on buying interest with brand awareness as an intervening variable at Starbucks Coffee Company. This research was conducted using quantitative methods, using path analysis, and using SPSS version 24 software. As a result, internet marketing and e-WOM had a significant influence on brand awareness. In conclusion, it is expected that Starbucks Coffee Company can increase internet marketing and e-WOM so that people become aware of the presence of Starbucks Coffee Company as one of the cafes/hangouts that can be used as a hangout

Keywords: Internet marketing, Brand, Starbucks coffee

1. INTRODUCTION

Indonesia with the fourth most populous country in the world and as a consumptive country is certainly a potential market for the marketing of products both locally and non-locally. Various industry players are present to provide services to the needs of the community; the retail industry is one of them. The Indonesian retail industry is currently in poor condition based on performance. The condition of the retail industry has decreased in 2015 and 2016. The general chairman of Aprindo said that the growth of the retail industry in 2017 will follow the downward trend for the past 2 years. This is due to several factors including changes in shopping behavior that prefer to shop online, in addition to weakening because of the weakening purchasing power of the people, because many productive age groups are not fully absorbed by the labor market so they do not have decent income for consumption. Other factors are also caused by changes in community behavior where many people tend to hold back consumption because they are waiting for the right time to shop. A retail development index 2017 research institute issued by AT Kearney stated that the condition of Indonesia's retail industry is at number 8 in the world, this position has decreased 3 levels compared to the achievement in 2016, at which time

Indonesia was in the top 5 in the world. Meanwhile, based on data released by Bank Indonesia, the growth of the retail sector is very slim, which is 0.1%.

As one of the retail industry players with the cafe/hangout sub-sector is Starbucks Coffee Company. Starbucks Coffee Indonesia opened its first store in Plaza Indonesia in 2002. January 2018 Starbucks coffee Indonesia has 326 stores in different locations in around 22 cities. In running its business Starbucks coffee has a vision that is *We Are in People Business Serving Coffee Not in Coffee Business Serving People*. While the mission is *Establish Starbucks as The Premiere Purveyor of the Finest Coffee in the World While Maintaining Our Uncompromising Principles While We Grow*.

As part of the retail industry, Starbucks Coffee Company is also included in the assessment by the Top Brand Award. Top Brand Award is an award given to brands that won the award given based on the assessment obtained from the results of a national survey under the organization of Frontier Consulting Group. The Table 1 following is the assessment of Top Brand Index for the retail category with sub-sectors cafe/hangout:

Table 1.			
Top Brand Index of Hangout Cafes/Places Sub-Sector			
BRAND	2016	BRAND	2017
7-Eleven	32.3%	7-Eleven	29.0%
Starbuck	14.8%	Starbuck	9.8%
Indomaret Point	5.7%	Lawson	5.6%
Lawson	5.1%	Indomaret Point	3.5%
Circle-K	3.6%	Circle-K	2.4%

Source: www.topbrand-award.com

Based on the information in Table 1, it can be seen that there was a decline in the top brand index of Starbucks from 2016 to 2017. In 2016 Starbucks ranked second as the best cafe/hangout place in Indonesia with an index value of 11.8 %. Then in 2017 it became 9.8%. The amount of decline is 5%, so this has indicated that there is a problem with Starbucks coffee Indonesia.

While the news reported by Wartaekonomi.co.id states that the stock price of PT. MAP Boga Adiperkasa Tbk. (MABP) which is a Starbucks license holder in Indonesia. Shares of a subsidiary of PT. Mitra Adiperkasa Tbk (MAPI) experienced a stock price decline of 170 points or 5.5% to IDR 2,500 per share from IDR 3,120 per share in July 2017. While the news reported by CNN Indonesia stated that the decrease in net profit during the first half of 2017 was 20.53 billion or decreased by 53% compared to the same period last year which was 43.81%. Other problems experienced were the decline in sales of one of Starbucks Coffee Indonesia's products, Frappuccino, by 3% compared to last year.

Besides that, the widespread use of social media applications is currently being used by the market in an effort to attract consumers to make purchases. Based on research conducted by Nielsen, the 2015 Global Trust in Advertising Report shows that among online advertisements shown in search engine results, the highest credibility of 61% of Indonesians shows that they believe in the advertisements offered. While the credibility of advertisements on social networks and video ads 54% of Indonesians also said they trusted advertisements delivered through these social networks.

Therefore, based on the background of the problems that have been described previously, the authors are interested in conducting research with the title "The Effects of the Use of Internet Marketing and E-WOM on Buying Interest and Brand Awareness as Intervening Variables". The purpose of this test is to find out how the influence of the use of WOM internet marketing and electronics on buying interest with brand awareness as an intervening variable on Starbucks Coffee Company products, both partially and simultaneously.

2. LITERATURE REVIEW

2.1 Marketing Management

Marketing is one of the main activities that need to be carried out by a company, whether it is a goods or service company in an effort to earn profits and to maintain business survival. (Kotler & Keller, 2016), argue that marketing is an opportunity for partners and society at large. In the meantime (Kotler & Keller, 2016), marketing management as the art and science of selecting target markets and getting, keeping and growing customers through creating, delivering, and communicating superior customer value.

2.2 Internet Marketing

Nowadays internet marketing has become a business necessity because the internet is an irrevocable trend that cannot be stopped. Even if the business does not have online marketing, the customer is likely to choose another company's product. Internet marketing has a big and huge role as the development of information technology to open new challenges and new options for more efficient marketing applications including the development of internet marketing (Vidruska et. al, 2016). State that the aspect of internet marketing is on the research agenda in many countries because the internet is taking an increasingly significant place in everyday life throughout the world (Prasad et. al, 2001). Online marketing is also known as online advertising & internet advertising (Nuseir et. al, 2015). Organizations contact customers to deliver promotional messages using internet marketing. Internet marketing - often called online marketing or e-marketing, basically there is marketing activity carried out online through the use of internet technology (Jenyo & Soyoye, 2015).

2.3 Electronic WOM

The new online form of WOM communication is now known as electronic word-of-mouth or eWOM (Yang, 2017). This form of communication is very important with the emergence of online platforms, which makes it one of the most influential sources of information on the Web (Abubakar & Ilkan, 2012; Kozinets, 2010). As a result of technological advancements, this new means of communication has led to changes in consumer behavior (Cantallops & Salvi, 2014; Gomez, 2017), by enabling them to obtain or share information about companies, products, or brands. EWOM is currently in line with the most potential fields for research in marketing currently separating studies from traditional WOM and it is proposed that WOM will also have a unique definition which is the simplest is WOM transmitted through the internet (Husnain et. al, 2016). State that WOM has evolved over time through changes in communication technology where currently WOM is directly asked to be more active than

virtual consumer networks. with the advent of social media online electronic word of mouth or EWOM has become a pervasive and influential source of product information. Word of mouth (WOM) has been defined as "the transfer of information from one customer (or group of customers) to another customer (or group of customers) in a way that has the potential to change their preferences, actual buying behavior, or the way they interact further with others (Fox & Longart, 2016).

2.4 Buying Interest

One form of consumer behaviour is the interest or desire to buy a product or service. The form of the consumer from buying interest is a potential consumer that is a consumer who has not made a purchase action at the present time and is likely to make a purchase action in the future or can be referred to as a potential buyer. Buying interest is something obtained from the learning process and thought processes that form a perception. In 2015, Aqsa and Kartini stated that consumers' buying interest is also biased because of consumer confidence in this which is done for example by sending timely and accurate information (Aqsa & Kartini, 2015). In 2016, Kotler and Keller, said that buying interest in a product arises because of the basic trust in the product accompanied by the ability to buy the product. Therefore, it can be concluded that buying interest will arise whenever there is an interest by an individual towards a product that has been observed and accompanied by the ability of the individual to make a decision to buy the product.

2.5 Brand Awareness

Brand awareness is an element of equity that is very important for companies because brand awareness can directly affect brand equity. When consumer awareness of the brand is low, it will be ensured that brand equity will also be low. The ability of consumers to recognize or remember a brand of a product is different depending on the level of brand communication or consumer perception of the product brand offered. Brand awareness acts as a strong signal of product quality and supplier commitment (Gisbey & Peter, 2016). While Kotler and Keller (2016), define brand awareness as the ability of consumers to recognize or remember brands and sufficient details to make them make purchases. Basically, brand awareness is closely related to brand strength or people's knowledge of the brand that can be measured as the ability of consumers to identify brands in different conditions.

2. METHODS

This section will discuss matters relating to research design such as population, sample size, sampling method, research hypothesis, questionnaire design, analytical methods and reliability results. The population in this study was people who had transactions at Starbucks Coffee Company. The sample used in this study was 150 people. The research method used in this study is to use quantitative methods. The analysis was carried out by testing the validity, reliability test and normality test for data sourced from primary data (questionnaire) that had been distributed. Then the results of this questionnaire will produce data that will be analyzed with regression analysis methods, and also path analysis methods (path analysis). Data processing is done using SPSS 24.00.

4. RESULTS

In this section data processing is carried out, and based on the results of the data processing, discussions are carried out.

Result

The description of the respondents who became the sample in this study was classified based on their characteristics, namely age, gender, respondent, and occupation. The following is a descriptive analysis of the profile of respondents from this study, from a total of 147 respondents can be grouped in Table 2.

Table 2. Research Respondents		
	RESPONDENTS	AMOUNT
Age	15-25 years old	95 people
	26-35 years old	52 people
Gender	Male	80 people
	Female	67 people
Occupation	Student	115 people
	Private employees	32 people

From Table 2 it is known that respondents with ages 15-25 years amounted to 95 people and the rest were aged 26-35 years, while in terms of gender the dominant sex in this study was male as many as 80 people and the remaining 67 people were manifold female. Of the 147 respondents who answered the questionnaire divided into 115 people was students and 32 were private employees.

Regression Analysis Results

Regression analysis is used to determine the effect of the independent variable on the dependent variable. In this study two regression equations will be carried out, namely first to find out the effect of internet marketing and E-WOM on the dependent variable namely brand awareness. Second, regression analysis is used to determine the effect of independent variables which consist of internet marketing, E-WOM, and brand awareness of buying interest as the dependent variable.

Hypothesis Test Resultst

Based on the parameter coefficient estimator presented in Table 3, column B, the following linear regression equations can be formed:

$$Y_1 = 0.657 + 0.119 X_1 + 0.908 X_2 \quad (1)$$

Table 3 Hypothesis Test Results t Equation (1) Influence of Internet Marketing and E-WOM Brand Awareness				
Coefficients ^a				
Model	Unstandardized Coefficients	Standardized Coefficients	T	Sig.

		B	Std. Error	Beta		
1	(Constant)	0.657	0.347		1.894	0.000
	Internet Marketing	0.119	0.065	0.515	9.839	0.048
	EWOM	0.908	0.085	0.668	10.665	0.000
a. Dependent Variable: Brand Awareness						

From these equations (1) and Table 3, it can be explained as follows: (i) Constant value states that if the internet marketing and e-WOM variables are equal to zero (0) and are permanent, the brand awareness is 0.657. (ii) The regression coefficient value of the internet marketing variable has a positive sign of 0.119 which means that every increase of 1 internet marketing variable unit will increase brand awareness by 0.119 units. (iii) The value of the regression coefficient of the e-WOM variable is also positive with a value of 0.908 which means that every increase of 1 unit of e-WOM variable will increase brand awareness by 0.908 units. It is known that the t-count / t-stat values for internet marketing and e-WOM variables are equal to (9.839) and (10.665) > t-table (1.97658), thus it can be concluded that there is a significant influence between the influence of the internet marketing and e-WOM with brand awareness.

Table 4						
Hypothesis Test Results t Equation (2) The influence of Internet Marketing, e-WOM, and Brand Awareness against buying interest as a tied variable						
Coefficients ^a						
Model		Unstandardized Coefficients		Standardized Coefficients	T	Sig.
		B	Std. Error	Beta		
1	(Constant)	3.034	0.239		12.673	0.000
	Internet Marketing	0.050	0.045	0.091	3.109	0.009
	EWOM	0.234	0.078	0.328	3.013	0.003
	Brand Awareness	0.104	0.057	0.198	4.827	0.030
a. Dependent Variable: Buying Interest						

Based on the parameter coefficient estimator presented in Table 4, column B, the following linear regression equations can be formed:

$$Y_2 = 3.034 + 0.050 X_1 + 0.234 X_2 + 0.104 Y_1 \quad (2)$$

From these equations (2) and Table 4, it can be explained as follows: (i) Constant value states that if the variables of internet marketing, e-WOM and brand awareness are equal to zero (0) and are fixed, the buying interest is 3.034. (ii) The regression coefficient value of the internet marketing variable is positively marked by 0.050 which means that every increase of 1 internet marketing variable unit will increase buying interest by 0.050 units. (iii) The value of the regression coefficient of the e-WOM variable is also positive with a value of 0.234 which means that every increase of 1 unit of e-WOM variable will increase buying interest by 0.234 units. (iv) The regression coefficient value of the brand awareness variable is also positively marked by 0.104, which means that every increase of 1 unit of brand awareness will increase buying interest by 0.104 units. It is known that the t-count / t-stat values for the variables of internet marketing, e-WOM and brand awareness respectively are (3.109), (3.013) and (4.827) > t-table (1.97669), thus it can be concluded that there is a significant influence between the influence of internet marketing, e-WOM and brand awareness with buying interest.

Table 5 Hypothesis Test Results F Equation (1) The Influence of Internet Marketing and e-WOM on Brand Awareness						
ANOVA ^a						
	Model	Sum of Squares	df	Mean Square	F	Sig.
1	Regression	5.836	2	2.918	57.096	0.000 ^b
	Residual	7.360	144	0.051		
	Total	13.196	146			
a. Dependent Variable: Brand Awareness						
b. Predictors: (Constant), EWOM, Internet Marketing						

From the *F* test presented in Table 5, it is known that *F* statistic is 57.096 while *F* table with a significance level of 5% is obtained *F* table of 3.06 in this case the *F*-statistic is greater than *F*-table, meaning that there is a significant influence between internet marketing variables and e-WOM on brand awareness.

Table 6 Hypothesis F Test Results Equation (2) Influence of Internet Marketing, e-WOM, and Brand Awareness Towards Buying Interest as A Dependent Variable						
ANOVA ^a						
	Model	Sum of Squares	df	Mean Square	F	Sig.
1	Regression	0.225	3	0.075	3.156	0.007 ^b
	Residual	3.400	143	0.024		
	Total	3.625	146			
a. Dependent Variable: Buying Interest						
b. Predictors: (Constant), Brand Awareness, EWOM, Internet Marketing						

From the *F* test presented in Table 6, it is known that *F* statistic is equal to 3.156 while *F* table with a significance level of 5% is obtained *F* table of 2.67 in this case the *F*-statistic / stat is greater than *F*-table, meaning that there is a significant influence between internet marketing variables, e-WOM, and brand awareness of brand awareness.

Determination Coefficient Test Results

Table 7 Test Results of the Determination Equation (1) Influence of Internet Marketing and e-WOM Brand Awareness				
Model Summary ^b				
Model	R	R Square	Adjusted R Square	Std. Error of the Estimate
1	0.665 ^a	0.442	0.435	0.22607
a. Predictors: (Constant), EWOM, Internet Marketing				
b. Dependent Variable: Brand Awareness				

Based on Table 7 internet marketing and e-WOM variables explain the variation of brand awareness by 44.2% and the rest is determined by other variables outside this research model.

Table 8 Results of the Determination Equation Equation (2) The influence of Internet Marketing, e-WOM, and Brand Awareness against Buying Interest as a Bounded Variable	
Model Summary ^b	

Model	R	R Square	Adjusted R Square	Std. Error of the Estimate
1	0.549 ^a	0.362	0.342	0.15419
a. Predictors: (Constant), EWOM, Brand Awareness, Internet Marketing				
b. Dependent Variable: Buying Interest				

Based on Table 8 internet marketing variables, e-WOM and brand awareness explain the variation of buying interest by 36.2% and the rest is determined by other variables outside this research model.

Results of the Path Analysis

Based on calculations using the path analysis above, it is known that the direct internet marketing influence coefficient on buying interest is 0.091 and the e-WOM direct influence coefficient value on buying interest is 0.328. While the indirect influence of internet marketing on buying interest is 0.102 (0.515×0.198), this means that the indirect influence of internet marketing on buying interest is greater than the direct influence so it can be concluded that internet marketing has an indirect effect on buying interest through brand awareness. While the indirect influence of e-WOM on buying interest is 0.132 (0.668×0.198), this means that the indirect influence of e-WOM on buying interest is smaller than the direct influence so that it can be concluded that e-WOM has a direct effect on buying interest without having to go through awareness brand. The direct influence and indirect influence can be shown using path analysis diagrams such as Figure 1 as follows.

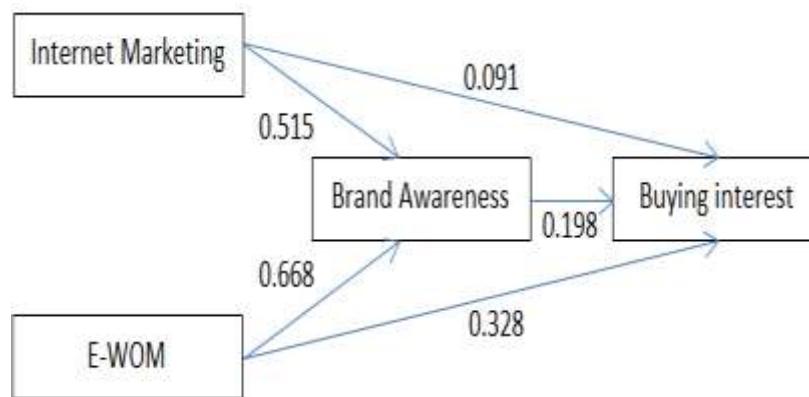


Figure 1 Diagram of the Path Analysis

5. DISCUSSION

The Influence of Internet Marketing on Brand Awareness

The results showed that internet marketing variables had a significant influence on brand awareness. These results indicate that the more frequent internet marketing activities carried out by Starbucks Coffee Company will further increase public awareness of the Starbucks brand.

The Influence of E-WOM on Brand Awareness

The results showed that e-WOM variables had a significant influence on brand awareness. These results indicate that if consumers or managers can create e-WOM activities, they will increase public awareness of the Starbucks brand.

The Influence of Internet Marketing on Buying Interest

The results showed that internet marketing variables had a significant influence on buying interest. These results indicate that the more frequent internet marketing activities carried out by Starbucks Coffee Company, the potential consumers will be interested in purchasing products produced by Starbucks Coffee Company.

Effect of E-WOM on Buying Interest

The results showed that the e-WOM variable had a significant influence on buying interest. These results show that the more often people tell or share positive experiences with Starbucks Coffee Company products, the potential consumers will be interested in purchasing products produced by Starbucks Coffee Company.

The Influence of Brand Awareness on Buying Interest

The results showed that the brand awareness variable had a significant influence on buying interest. These results indicate that the more people are aware of and know the various products offered by Starbucks Coffee Company, the potential consumers will be interested in purchasing products offered by the Starbucks Coffee Company.

The Influence of Internet Marketing on Buying Interest Mediated By Brand Awareness

The results showed that internet marketing variables indirectly affect brand awareness while brand awareness affects buying interest. This means that the existence of internet marketing that is used to communicate Starbucks Coffee Company products will cause people to know or realize that there are products that come from Starbucks Coffee Company that are circulating in the market and will indirectly lead to buying interest from potential consumers.

The Influence of E-WOM on Buying Interest Mediated by Brand Awareness

The results showed that the e-WOM variable had a direct influence on buying interest. This means that with the e-WOM used to communicate Starbucks Coffee Company products will lead to the emergence of buying interest from potential consumers directly without having to go through brand awareness.

6. CONCLUSION

This paper has discussed the effect of the use of internet marketing and e-WOM to buy interest with brand awareness as intervening variables. Based on the calculations that have been done, it can be concluded that: Internet marketing has a significant influence on brand awareness; e-WOM has a significant influence on brand awareness; Internet marketing has a significant influence on buying interest; e-WOM has a significant influence on buying interest;

Brand awareness has a significant influence on buying interest; Internet marketing has an indirect influence on buying interest mediated by brand awareness; e-WOM has a direct influence on buying interest without the need to be mediated by brand awareness. By doing this research, it is expected that Starbucks Coffee Company can increase internet marketing and e-WOM, so that people become aware of the presence of Starbucks Coffee Company as one of the cafes / hangouts that can be used as a hangout, where people will indirectly become interested to try. In addition, further research may add other factors such as service quality, building, and prices.

REFERENCES

- Abubakar, A. M., and Ilkan, M. (2016). Impact of Online WOM on Destination Trust and Intention to Travel: A Medical Tourism Perspective. *Journal of Destination Marketing & Management*, Vol. 5, No. 3, pp. 192-201.
- Aqsa, M., and Kartini, D. (2015). Impact of Online Advertising On Customer Attitudes and Interests Buy Online (Survey On Students of Internet Users in Makasar). *International Journal of Scientific & Technology Research*, Vol.4, No. 4, pp. 230-236.
- Cantallops A. S and Salvi, F. (2014). New Consumer Behavior: A Review of Research on eWOM and Hotels. *International Journal of Hospitality Management*. Vol. 36, pp. 41–51.
- Fox, G. and Longart P. (2016). Electronic Word-Of-Mouth: Successful Communication Strategies for Restaurants. *Tourism and Hospitality Management*, Vol. 22, No. 2, pp. 211-223.
- Gisbey, C. K., and Peter J. C. (2016). Brand Awareness and Brand Popularity: A Malaysian Perspective. *The International Journal of Business & Management*, Vol. 4, No. 7, pp. 184-197.
- Gomez-Suarez, M., Martínez-Ruiz, M. P., and Martínez-Caraballo, N. (2017). Consumer-Brand Relationships under the Marketing 3.0 Paradigm: a Literature Review. *Frontiers in psychology*, Vol. 8, pp. 252.
- Husnain, M., Qureshi, I., Fatima, T and Akhtar, W. (2016). The Impact of Electronic Word of Mouth on Online Impulse Buying Behavior: The Moderating role of Big 5 Personality Traits. *Journal of Accounting & Marketing*. Vol. 5, No. 4, pp. 1-9.
- Jenyo, G. K., and Soyoye, K. M. (2015). Online Marketing and Consumer Purchase Behavior: A Study of Nigerian Firms. *British Journal of Marketing Studies*. Vol. 3, No. 7, pp. 1-14.
- Kotler, P. and Keller, K.L. (2016). *Marketing Management*. Pearson Education Limited, New York.
- Kozinets, R. V., Valck, K. D., Wojnicki, A. C., Wilner, S. J. S. (2010). Networked Narratives: Understanding Word-of-Mouth Marketing in Online Communities. *Journal of Marketing*, Vol. 74, No. 2, pp. 71-89.
- Nuseir, M. (2015). Internet Marketing and Its Impact on Online Communities. *Journal of International Business and Economics*. Vol. 16, No. 2, pp. 47-60.
- Prasad, V. K., Ramamurthy, K., & Naidu, G. M. (2001). The Influence of Internet-Marketing Integration on Marketing Competencies and Export Performance. *Journal of International Marketing*, Vol. 9, No. 4, pp. 82-110.
- Vidruska, R., Biruta, S. and Inara, K. (2016). Role of Internet Marketing for Exporting and Not Exporting Companies (Result of Recent Company Survey in Latvia). *European Integration Studies*, Vo. 10, 2016, pp. 44–51.
- Yang, F. X. (2017). Effects of Restaurant Satisfaction and Knowledge Sharing Motivation on eWOM Intentions: The Moderating Role of Technology Acceptance Factors. *Journal of Hospitality & Tourism Research*, Vol. 41, No. 1, pp. 93 –127.

Opcion Decision on Manuscript ID Opcion 2346

2 pesan

Revista Opcion <revistaopcion3@gmail.com>

28 Maret 2020 17.28

Kepada: bob foster <bobriset@unibi.ac.id>

Dear Dr. Bob Foster:

Manuscript ID Opcion 2346 entitled "Effect of the use of internet marketing and e-WOM on brand awareness" which you submitted to the Opcion Journal, has been accepted. Acceptance letter can be downloaded in the attached file.

Thank you for your fine contribution. On behalf of the Editors of the Opcion Journal, we look forward to your continued contributions to the Journal.

Sincerely,

DR. JOSÉ VICENTE VILLALOBOS ANTÚNEZ
Editor-Chief/ Journal OPCIÓN



Acceptance letter RI 045.pdf

105K

bob foster <bobriset@unibi.ac.id>

28 Maret 2020 20.19

Kepada: Revista Opcion <revistaopcion3@gmail.com>

Dear

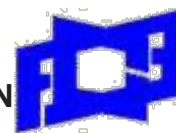
Editor

Thanks you very much.

Best regards

Aceng Sambas

[Kutipan teks disembunyikan]



**ACCEPTANCE CERTIFICATE
OF SCIENTIFICS ARTICLES**

WHO SIGNED, PROFESSOR JOSÉ VICENTE VILLALOBOS ANTÚNEZ, EDITOR-CHIEF OF THE *OPTION JOURNAL*, UNIVERSITY OF ZULIA, MAKES NOTE THAT THE TEACHERS:

Bob Foster^{1*}, Muhammad Deni Johansyah²

BELONGING TO

¹University of Business and Informatics Indonesia

**²Department of Mathematics, Faculty of Mathematics and Natural Sciences,
Universitas Padjajaran**

SENT TO OUR EDITORIAL COMMITTEE AN ARTICLE NAMED

**EFFECT OF THE USE OF INTERNET MARKETING AND E-WOM TO BUY
INTEREST WITH BRAND AWARENESS AS INTERVENING VARIABLES**

WHICH, AFTER HAVING BEEN SUBJECT TO EVALUATION BY THE ARBITRAL COMMITTEE, WAS ACCEPTED FOR PUBLICATION IN THE REGULAR ISSUE APRIL CORRESPONDING TO 2020.

It is made known that the journal is indexed and/or cataloged in: Scopus (Q3), Latindex- Catálogo, Registro de Publicaciones Científicas y Tecnológicas Venezolanas (Revencyt), The Library of Congress USA, Directory of Open Access Journals, Scimago Journal & Country Rank (Q3), Índice Bibliográfico Publindex (A2 Homologation), DIALNET (Clasificación Integrada de Revistas Científicas-Grupo C), Ulrich's International Periodicales Directory, Qualis/Capes (B2 Homologation).


**IS ISSUED AT PETITION OF INTERESTED PART, IN MARACAIBO-
VENEZUELA, ON TWO THOUSAND NINETEEN.**

DR. JOSÉ VICENTE VILLALOBOS ANTÚNEZ
Editor-Chief/ Journal OPCIÓN

JVVA/dlms.-

ISSN 1012-1587/Legal Deposit pp198402ZU230

ISSNe 2477-9385



PDF Taylor Rule's accuracy in determining the countries short-term nominal interest rate Achmad Fathri, Wisnu Wibowo PDF	107-123	<ul style="list-style-type: none"> CERPE Dialnet DOAJ (Directory of Open Access Journals)
PDF Impact of distance, exchange rate, population, and GDP on natural rubber export Ali Purniyati, Raya Yusrizal Saddam Muhammad PDF	124-130	Idioma English Español (España)
PDF The university's role in coastal resources management for achieving sustainable development TB. Mawia Djafar, Rusman Ghazali, Jumadi Saputra, Rina Dewi, Zikri Muhammad PDF	139-157	
PDF Effect of the use of internet marketing and e-WOM on brand awareness Bob Foster, Muhammad Deni Johansyah PDF	158-175	Información Para lectores/as Para autores/as Para bibliotecarios/as
PDF Price of pure agricultural insurance premiums using the Elliptical Copula Approach Fijan Handoyo, Sukono, Riaman PDF	176-196	Open Journal Systems
PDF Batik sales product recommendation system on E-Commerce Website using FP-Growth Algorithm Bob Foster, Muhammad Deni Johansyah PDF	197-212	
PDF Modeling of money supply using LASSO regression with Cross-Validation Trisha Magdalena Adelheid Januariani, Sukono, Eman Lesmana PDF	213-231	
PDF Analysis of flood insurance premium amount using Fuzzy Inference of Sugeno Method Sukmon, K. Andri Darmasanti, Raeli, Darynnahuan, Marlina, Nizarhendi, Anwar Brahman PDF	232-248	

Actual Archivos Acerca de

Inicio / Archivos / Vol. 36 Núm. 91 (2020) / Artículos

Effect of the use of internet marketing and e-WOM on brand awareness

Bob Foster
The University of Business and Informatics Indonesia Jl. Soekarno-Hatta No.643, Sukapura, Kiaracandong, Bandung City, West Java 40285, Indonesia

Muhammad Deni Johansyah
Department of Mathematics, Faculty of Mathematics and Natural Sciences, Universitas Padjadjaran Jl. Raya Bandung-Sumedang Km 21, Jatinangor 45363, Sumedang, West Java, Indonesia

Palabras clave: Internet marketing, Brand, Starbucks coffee

Resumen
This study aims to determine the effect of using internet marketing and WOM electronics on buying interest with brand awareness as an intervening variable at Starbucks Coffee Company. This research was conducted using quantitative methods, using path analysis, and using SPSS version 24 software. As a result, internet marketing and e-WOM had a significant influence on brand awareness. In conclusion, it is expected that Starbucks Coffee Company can increase internet marketing and e-WOM so that people become aware of the presence of Starbucks Coffee Company as one of the cafes/hangouts that can be used as a hangout.

[PDF](#)

Publicado
2020-04-28

Palabras clave

Número actual

91 158-175

90 158-175

89 158-175

88 158-175

Esta Revista es indizada y/o Catalogada en:

INDIZADA EN
redalyc.org

opción

Revista de Antropología, Ciencias de la Comunicación y de la Información, Filosofía,
Lingüística y Semiótica, Problemas del Desarrollo, la Ciencia y la Tecnología

Año 36, abril 2020 N°

91

Revista de Ciencias Humanas y Sociales

ISSN 1012-1537/ ISSNc: 2477-9385

Depósito Legal pp 198402ZU45



Universidad del Zulia
Facultad Experimental de Ciencias
Departamento de Ciencias Humanas
Maracaibo - Venezuela

Effect of the use of internet marketing and e-WOM on brand awareness

Bob Foster^{1*}

¹The University of Business and Informatics Indonesia
Jl. Soekarno-Hatta No.643, Sukapura, Kiaracondong, Bandung City,
West Java 40285, Indonesia
bobriset@unibi.ac.id

Muhammad Deni Johansyah²

¹Department of Mathematics, Faculty of Mathematics and
Natural Sciences, Universitas Padjajaran
Jl. Raya Bandung-Sumedang Km 21, Jatinangor 45363,
Sumedang, West Java, Indonesia
muhamad.deni@unpad.ac.id

Abstract

This study aims to determine the effect of using internet marketing and WOM electronics on buying interest with brand awareness as an intervening variable at Starbucks Coffee Company. This research was conducted using quantitative methods, using path analysis, and using SPSS version 24 software. As a result, internet marketing and e-WOM had a significant influence on brand awareness. In conclusion, it is expected that Starbucks Coffee Company can increase internet marketing and e-WOM so that people become aware of the presence of Starbucks Coffee Company as one of the cafes/hangouts that can be used as a hangout.

Keywords: Internet marketing, Brand, Starbucks coffee.

Efecto del uso de Internet Marketing y e-WOM en el conocimiento de la marca

Resumen

Este estudio tiene como objetivo determinar el efecto del uso de marketing en Internet y productos electrónicos WOM en la compra de

intereses con el conocimiento de la marca como una variable interviniente en Starbucks Coffee Company. Esta investigación se realizó utilizando métodos cuantitativos, análisis de ruta y software SPSS versión 24. Como resultado, el marketing en Internet y e-WOM tuvieron una influencia significativa en el conocimiento de la marca. En conclusión, se espera que Starbucks Coffee Company pueda aumentar el marketing en Internet y e-WOM para que las personas se den cuenta de la presencia de Starbucks Coffee Company como uno de los cafés / lugares de reunión que se pueden usar como lugar de reunión.

Palabras clave: Marketing en Internet, Marca, Café Starbucks.

1. INTRODUCTION

Indonesia with the fourth most populous country in the world and as a consumptive country is certainly a potential market for the marketing of products both locally and non-locally. Various industry players are present to provide services to the needs of the community; the retail industry is one of them. The Indonesian retail industry is currently in poor condition based on performance. The condition of the retail industry has decreased in 2015 and 2016. The general chairman of Aprindo said that the growth of the retail industry in 2017 will follow the downward trend for the past 2 years. This is due to several factors including changes in shopping behavior that prefer to shop online, in addition to weakening because of the weakening purchasing power of the people because many productive age groups are not fully absorbed by the labor market so they do not have decent income for consumption. Other factors are also caused by changes in community behavior where many people tend to hold back consumption because they are waiting for the right time to shop. A retail development index

2017 research institute issued by AT Kearney stated that the condition of Indonesia's retail industry is at number 8 in the world, this position has decreased 3 levels compared to the achievement in 2016, at which time Indonesia was in the top 5 in the world. Meanwhile, based on data released by Bank Indonesia, the growth of the retail sector is very slim, which is 0.1%.

As one of the retail industry players with the cafe/hangout sub-sector is Starbucks coffee company. Starbucks coffee Indonesia opened its first store in plaza Indonesia in 2002. January 2018 Starbucks coffee Indonesia has 326 stores in different locations in around 22 cities. In running its business Starbucks coffee has a vision that is we are in the people business serving coffee, not in the coffee business serving people. While the mission is establishing Starbucks as the premier purveyor of the finest coffee in the world while maintaining our uncompromising principles while we grow.

As part of the retail industry, Starbucks Coffee Company is also included in the assessment by the Top Brand Award. Top Brand Award is an award given to brands that won the award given based on the assessment obtained from the results of a national survey under the organization of Frontier Consulting Group. Table 1 following is the assessment of Top Brand Index for the retail category with sub-sectors cafe/hangout:

Table 1: Top Brand Index of Hangout Cafes/Places Sub-Sector

BRAND	2016	BRAND	2017
7-Eleven	32.3%	7-Eleven	29.0%
Starbuck	14.8%	Starbuck	9.8%
Indomaret Point	5.7%	Lawson	5.6%
Lawson	5.1%	Indomaret Point	3.5%
Circle-K	3.6%	Circle-K	2.4%

Based on the information in Table 1, it can be seen that there was a decline in the top brand index of Starbucks from 2016 to 2017. In 2016 Starbucks ranked second as the best cafe/hangout place in Indonesia with an index value of 11.8 %. Then in 2017, it became 9.8%. The amount of decline is 5%, so this has indicated that there is a problem with Starbuck coffee Indonesia.

While the news reported by Wartaekonomi.co.id states that the stock price of PT. MAP Boga Adiperkasa Tbk. (MABP) which is a Starbucks license holder in Indonesia. Shares of a subsidiary of PT. Mitra Adiperkasa Tbk (MAPI) experienced a stock price decline of 170 points or 5.5% to IDR 2,500 per share from IDR 3,120 per share in July 2017. While the news reported by CNN Indonesia stated that the decrease in net profit during the first half of 2017 was 20.53 billion or decreased by 53% compared to the same period last year which was 43.81%. Other problems experienced were the decline in sales of one of Starbuck Coffee Indonesia's products, Frappuccino, by 3% compared to last year.

Besides that, the widespread use of social media applications is currently being used by the market to attract consumers to make purchases. Based on research conducted by Nielsen, the 2015 Global Trust in Advertising Report shows that among online advertisements shown in search engine results, the highest credibility of 61% of Indonesians shows that they believe in the advertisements offered. While the credibility of advertisements on social networks and video ads 54% of Indonesians also said they trusted advertisements delivered through these social networks.

Therefore, based on the background of the problems that have been described previously, the authors are interested in researching with the title ‘The Effects of the Use of Internet Marketing and E-WOM on Buying Interest and Brand Awareness as Intervening Variables’. The purpose of this test is to find out how the influence of the use of WOM internet marketing and electronics on buying interest with brand awareness as an intervening variable on Starbucks Coffee Company products, both partially and simultaneously.

2. LITERATURE REVIEW

2.1 Marketing Management

Marketing is one of the main activities that need to be carried out by a company, whether it is a goods or service company to earn profits and to maintain business survival. (AHMAD & AHMAD,

2018; KOTLER & KELLER, 2016), argue that marketing is an opportunity for partners and society at large. In the meantime, marketing management as the art and science of selecting target markets and getting, keeping and growing customers through creating, delivering, and communicating superior customer value (Viktorin et al, 2019).

2.2 Internet Marketing

Nowadays internet marketing has become a business necessity because the internet is an irrevocable trend that cannot be stopped. Even if the business does not have online marketing, the customer is likely to choose another company's product. Internet marketing has a big and huge role in the development of information technology to open new challenges and new options for more efficient marketing applications including the development of internet marketing VIDRUSKA, BIRUTA, & INARA (2016) state that the aspect of internet marketing is on the research agenda in many countries because the internet is taking an increasingly significant place in everyday life throughout the world. Online marketing is also known as online advertising & internet advertising. Organizations contact customers to deliver promotional messages using internet marketing. Internet marketing - often called online marketing or e-marketing, basically, there is marketing activity carried out online through the use of internet technology.

2.3 Electronic WOM

The new online form of WOM communication is now known as electronic word-of-mouth or eWOM. This form of communication is very important with the emergence of online platforms, which makes it one of the most influential sources of information on the Web (ABUBAKAR & ILKAN, 2012). As a result of technological advancements, this new means of communication has led to changes in consumer behavior (CANTALLOPS & SALVI, 2014; AHMAD & AHMAD, 2019), by enabling them to obtain or share information about companies, products, or brands. EWOM is currently in line with the most potential fields for research in marketing currently separating studies from traditional WOM and it is proposed that WOM will also have a unique definition which is the simplest is WOM transmitted through the internet. HUSNAIN, QURESHI, FATIMA, & AKHTAR (2016) state that WOM has evolved through changes in communication technology where currently WOM is directly asked to be more active than virtual consumer networks. with the advent of social media, online electronic word of mouth or e-WOM has become a pervasive and influential source of product information. Word of mouth (WOM) has been defined as the transfer of information from one customer (or group of customers) to another customer (or group of customers) in a way that has the potential to change their preferences, actual buying behavior, or the way they interact further with others.

2.4 Buying Interest

One form of consumer behavior is the interest or desire to buy a product or service. The form of the consumer from buying interest is a potential consumer that is a consumer who has not made a purchase action at present and is likely to make a purchase action in the future or can be referred to as a potential buyer. Buying interest is something obtained from the learning process and thought processes that form a perception. In 2015, AQSA & KARTINI stated that consumers' buying interest is also biased because of consumer confidence in this which is done for example by sending timely and accurate information. In 2016, KOTLER & KELLER, said that buying interest in a product arises because of the basic trust in the product accompanied by the ability to buy the product. Therefore, it can be concluded that buying interest will arise whenever there is an interest by an individual towards a product that has been observed and accompanied by the ability of the individual to decide to buy the product (AHMAD & SAHAR, 2019).

2.5 Brand Awareness

Brand awareness is an element of equity that is very important for companies because brand awareness can directly affect brand equity. When consumer awareness of the brand is low, it will be ensured that brand equity will also be low. The ability of consumers to recognize or remember a brand of a product is different depending on the level of brand communication or consumer perception of the product brand offered.

Brand awareness acts as a strong signal of product quality and supplier commitment while KOTLER & KELLER (2016), define brand awareness as the ability of consumers to recognize or remember brands and sufficient details to make them make purchases. Brand awareness is closely related to brand strength or people's knowledge of the brand that can be measured as the ability of consumers to identify brands in different conditions.

3. METHODS

This section will discuss matters relating to research design such as population, sample size, sampling method, research hypothesis, questionnaire design, analytical methods, and reliability results. The population in this study was people who had transactions at Starbucks Coffee Company. The sample used in this study was 150 people. The research method used in this study is to use quantitative methods. The analysis was carried out by testing the validity, reliability test and normality test for data sourced from primary data (questionnaire) that had been distributed. Then the results of this questionnaire will produce data that will be analyzed with regression analysis methods, and also path analysis methods (path analysis). Data processing is done using SPSS 24.00.

4. RESULTS

The description of the respondents who became the sample in this study was classified based on their characteristics, namely age,

gender, respondent, and occupation. The following is a descriptive analysis of the profile of respondents from this study, from a total of 147 respondents can be grouped in Table 2.

Table 2: Research Respondents

RESPONDENTS		AMOUNT
Age	15-25 years old	95 people
	26-35 years old	52 people
Gender	Male	80 people
	Female	67 people
Occupation	Student	115 people
	Private employees	32 people

From Table 2 it is known that respondents with ages 15-25 years amounted to 95 people and the rest were aged 26-35 years, while in terms of gender the dominant sex in this study was male as many as 80 people and the remaining 67 people were manifold females. Of the 147 respondents who answered the questionnaire divided into 115 people were students and 32 were private employees.

Regression analysis is used to determine the effect of the independent variable on the dependent variable. In this study, two regression equations will be carried out, namely first to find out the effect of internet marketing and E-WOM on the dependent variable namely brand awareness. Second, regression analysis is used to determine the effect of independent variables which consist of internet marketing, E-WOM, and brand awareness of buying interest as the dependent variable.

Based on the parameter coefficient estimator presented in Table 3, column B, the following linear regression equations can be formed:

$$Y_1 = 0.657 + 0.119 X_1 + 0.908 X_2$$

Table 3: Hypothesis Test Results t Equation (1) Influence of Internet Marketing and E-WOM Brand Awareness

Coefficients ^a						
Model		Unstandardized Coefficients		Standardized Coefficients	T	Sig.
		B	Std. Error	Beta		
1	(Constant)	0.657	0.347		1.894	0.000
	Internet Marketing	0.119	0.065	0.515	9.839	0.048
	EWOM	0.908	0.085	0.668	10.665	0.000
a. Dependent Variable: Brand Awareness						

From these equations (1) and Table 3, it can be explained as follows: (i) Constant value states that if the internet marketing and e-WOM variables are equal to zero (0) and are permanent, the brand awareness is 0.657. (ii) The regression coefficient value of the internet marketing variable has a positive sign of 0.119 which means that every increase of 1 internet marketing variable unit will increase brand awareness by 0.119 units. (iii) The value of the regression coefficient of the e-WOM variable is also positive with a value of 0.908 which means that every increase of 1 unit of the e-WOM variable will increase brand awareness by 0.908 units. It is known that the t-count / t-stat values for internet marketing and e-WOM variables are equal to

(9.839) and (10.665) > t-table (1.97658), thus it can be concluded that there is a significant influence between the influence of the internet marketing and e-WOM with brand awareness.

Table 4: Hypothesis Test Results t Equation (2) The influence of Internet Marketing, e-WOM, and Brand Awareness against buying interest as a tied variable

Coefficients ^a						
Model		Unstandardized Coefficients		Standardized Coefficients	T	Sig.
		B	Std. Error	Beta		
1	(Constant)	3.034	0.239		12.673	0.000
	Internet Marketing	0.050	0.045	0.091	3.109	0.009
	EWOM	0.234	0.078	0.328	3.013	0.003
	Brand Awareness	0.104	0.057	0.198	4.827	0.030
a. Dependent Variable: Buying Interest						

Based on the parameter coefficient estimator presented in Table 4, column B, the following linear regression equations can be formed:

$$Y_2 = 3.034 + 0.050 X_1 + 0.234 X_2 + 0.104 Y_1$$

From these equations (2) and Table 4, it can be explained as follows: (i) Constant value states that if the variables of internet marketing, e-WOM, and brand awareness are equal to zero (0) and are fixed, the buying interest is 3.034. (ii) The regression coefficient value of the internet marketing variable is positively marked by 0.050 which

means that every increase of 1 internet marketing variable unit will increase buying interest by 0.050 units. (iii) The value of the regression coefficient of the e-WOM variable is also positive with a value of 0.234 which means that every increase of 1 unit of the e-WOM variable will increase buying interest by 0.234 units. (iv) The regression coefficient value of the brand awareness variable is also positively marked by 0.104, which means that every increase of 1 unit of brand awareness will increase buying interest by 0.104 units. It is known that the t-count / t-stat values for the variables of internet marketing, e-WOM, and brand awareness respectively are (3.109), (3.013) and (4.827) > t-table (1.97669), thus it can be concluded that there is a significant influence between the influence of internet marketing, e-WOM and brand awareness with buying interest.

Table 5: Hypothesis Test Results F Equation (1) The Influence of Internet Marketing and e-WOM on Brand Awareness

ANOVA ^a						
Model		Sum of Squares	df	Mean Square	F	Sig.
1	Regression	5.836	2	2.918	57.096	0.000 ^b
	Residual	7.360	144	0.051		
	Total	13.196	146			
a. Dependent Variable: Brand Awareness						
b. Predictors: (Constant), EWOM, Internet Marketing						

From the F test presented in Table 5, it is known that F statistic is 57.096 while F table with a significance level of 5% is obtained F table of 3.06 in this case the F-statistic is greater than F-table, meaning

that there is a significant influence between internet marketing variables and e-WOM on brand awareness.

Table 6: Hypothesis F Test Results Equation (2) Influence of Internet Marketing, e-WOM, and Brand Awareness Towards Buying Interest as A Dependent Variable

ANOVA ^a						
Model		Sum of Squares	df	Mean Square	F	Sig.
1	Regression	0.225	3	0.075	3.156	0.007 ^b
	Residual	3.400	143	0.024		
	Total	3.625	146			
a. Dependent Variable: Buying Interest						
b. Predictors: (Constant), Brand Awareness, EWOM, Internet Marketing						

From the F test presented in Table 6, it is known that F statistic is equal to 3.156 while F table with a significance level of 5% is obtained F table of 2.67, in this case, the F-statistic / stat is greater than F-table, meaning that there is a significant influence between internet marketing variables, e-WOM, and brand awareness of brand awareness.

Table 7: Test Results of the Determination Equation (1) Influence of Internet Marketing and e-WOM Brand Awareness

Model Summary ^b				
Model	R	R Square	Adjusted R Square	Std. Error of the Estimate
1	0.665 ^a	0.442	0.435	0.22607
a. Predictors: (Constant), EWOM, Internet Marketing				
b. Dependent Variable: Brand Awareness				

Based on Table 7 internet marketing and e-WOM variables explain the variation of brand awareness by 44.2% and the rest is determined by other variables outside this research model.

Table 8: Results of the Determination Equation (2) The influence of Internet Marketing, e-WOM, and Brand Awareness against Buying Interest as a Bounded Variable

Model Summary ^b				
Model	R	R Square	Adjusted R Square	Std. Error of the Estimate
1	0.549 ^a	0.362	0.342	0.15419
a. Predictors: (Constant), EWOM, Brand Awareness, Internet Marketing				
b. Dependent Variable: Buying Interest				

Based on Table 8 internet marketing variables, e-WOM and brand awareness explain the variation of buying interest by 36.2% and the rest is determined by other variables outside this research model.

Based on calculations using the path analysis above, it is known that the direct internet marketing influence coefficient on buying interest is 0.091 and the e-WOM direct influence coefficient value on buying interest is 0.328. While the indirect influence of internet marketing on buying interest is 0.102 (0.515×0.198), this means that the indirect influence of internet marketing on buying interest is greater than the direct influence so it can be concluded that internet marketing has an indirect effect on buying interest through brand awareness. While the indirect influence of e-WOM on buying interest is 0.132 (0.668×0.198), this means that the indirect influence of e-

WOM on buying interest is smaller than the direct influence so that it can be concluded that e-WOM has a direct effect on buying interest without having to go through awareness brand. The direct influence and indirect influence can be shown using path analysis diagrams such as Figure 1 as follows.

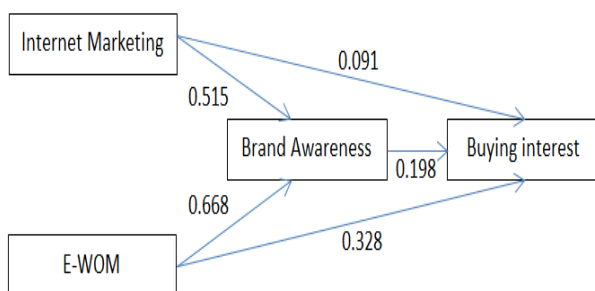


Figure 1: Diagram of the Path Analysis

5. CONCLUSION

This paper has discussed the effect of the use of internet marketing and e-WOM to buy interest with brand awareness as intervening variables. Based on the calculations that have been done, it can be concluded that: Internet marketing has a significant influence on brand awareness; e-WOM has a significant influence on brand awareness; Internet marketing has a significant influence on buying interest; e-WOM has a significant influence on buying interest; Brand awareness has a significant influence on buying interest; Internet marketing has an indirect influence on buying interest mediated by

brand awareness; e-WOM has a direct influence on buying interest without the need to be mediated by brand awareness. By doing this research, it is expected that Starbucks Coffee Company can increase internet marketing and e-WOM so that people become aware of the presence of Starbucks Coffee Company as one of the cafes/hangouts that can be used as a hangout, where people will indirectly become interested to try. Besides, further research may add other factors such as service quality, building, and prices.

REFERENCES

- ABUBAKAR, A., & ILKAN, M. 2016. "Impact of Online WOM on Destination Trust and Intention to Travel: A Medical Tourism Perspective". **Journal of Destination Marketing & Management**. Vol. 5, N° 3: 192-201. Netherlands.
- AQSA, M., & KARTINI, D. 2015. „Impact of Online Advertising On Customer Attitudes and Interests Buy Online (Survey On Students of Internet Users in Makasar)". **International Journal of Scientific & Technology Research**. Vol. 4, No. 4: 230-236. India.
- AHMAD, I., & AHMAD, S. 2019. „The Mediation Effect of Strategic Planning on The Relationship Between Business Skills and Firm's Performance: Evidence from Medium Enterprises in Punjab, Pakistan". **Opcion**. Vol. 35, No. 24: 746-778.
- AHMAD, I., SAHAR. 2019. "Waste Management Analysis From Economic Environment Sustainability Perspective". **International Journal of Scientific & Technology Research**. Vol. 8, No. 12: 1540-1543.
- AHMAD, I., & AHMAD, S. 2018. "Multiple Skills and Medium Enterprises' Performance in Punjab Pakistan: A Pilot Study". **Journal of Social Sciences Research**. Vol. 7, No. 2010: 44-49.
- CANTALLOPS, A. & SALVI, F. 2014. "New Consumer Behavior: A Review of Research on e-WOM and Hotels". **International**

- Journal of Hospitality Management.** Vol. 36: 41–51. Netherlands.
- HUSNAIN, M., QURESHI, I., FATIMA, T & AKHTAR, W. 2016. “The Impact of Electronic Word of Mouth on Online Impulse Buying Behavior: The Moderating role of Big 5 Personality Traits”. **Journal of Accounting & Marketing.** Vol. 5, N° 4: 1-9. UK.
- KOTLER, P. & KELLER, K. 2016. **Marketing Management.** Pearson Education Limited. New York. USA.
- VIDRUSKA, R., BIRUTA, S. & INARA, K. 2016. “Role of Internet Marketing for Exporting and Not Exporting Companies (Result of Recent Company Survey in Latvia)”. **European Integration Studies.** Vol. 10: 44–51. Taiwan.
- VIKTORIN, V. M., VASIL’EV, D. V., IDRISOV, E. S., & IMASHEVA, M. M. 2019. **The Village Of Tatarskaya Bashmakovka–Archaeology And Ethnography.** The History of the Golden Horde Heritage in the Lower Volga Region.



**UNIVERSIDAD
DEL ZULIA**

opción

Revista de Ciencias Humanas y Sociales

Año 36, N° 91 (2020)

Esta revista fue editada en formato digital por el personal de la Oficina de Publicaciones Científicas de la Facultad Experimental de Ciencias, Universidad del Zulia.
Maracaibo - Venezuela

www.luz.edu.ve

www.serbi.luz.edu.ve

produccioncientifica.luz.edu.ve



[↗ Export](#) [↓ Download](#) [🖨 Print](#) [✉ E-mail](#) [📄 Save to PDF](#) [★ Add to List](#) [More... >](#)

Document type
Article

Source type
Journal

ISSN
10121587

[View more](#) ▾

Opcion • Volume 36, Issue 91, Pages 158 - 175 • 2020

[Effect of the use of internet marketing and e-WOM on brand awareness] [Efecto del uso de internet marketing y e-WOM en el conocimiento de la marca]

Foster B.^a ✉, Johansyah M.D.^b ✉

[📧 Save all to author list](#)

^a The University of Business and Informatics Indonesia Jl, Soekarno-Hatta No.643, Sukapura, Kiaracondong, Bandung City, 40285, West Java, Indonesia

^b Department of Mathematics, Faculty of Mathematics and Natural Sciences, Universitas Padjajaran, Jl. Raya Bandung-Sumedang Km 21, Jatinangor, Sumedang, 45363, West Java, Indonesia

24

Views count [?](#)

[View all metrics](#) >

Cited by 0 documents

Inform me when this document is cited in Scopus:

[Set citation alert >](#)

Related documents

The university's role in coastal resources management for achieving sustainable development | El papel de la universidad en la gestión de los recursos costeros para lograr el desarrollo sostenible

Massa Djafar, T.B. , Ghazali, R. , Saputra, J. (2020) *Opcion*

Communication social actions of legislative candidates in the election of representatives in the city of madiun (case studi: Social exchange of legislative candidates to became dprd)

Parji , Prasetya, A. (2020) *International Journal of Criminology and Sociology*

Impact of WOM and online WOM on tourist destinations in indonesia | Impacto del WOM, y WOM en línea en los destinos turísticos de indonesia

Siang, J.-H. , Yang, W.-G. , Liu, L.-W. (2020) *Utopia y Praxis Latinoamericana*

[View all related documents based on references](#)

Find more related documents in Scopus based on:

[Authors >](#) [Keywords >](#)

Abstract

Author keywords

SciVal Topics

Metrics

Abstract

This study aims to determine the effect of using internet marketing and WOM electronics on buying interest with brand awareness as an intervening variable at Starbucks Coffee Company. This research was conducted using quantitative methods, using path analysis, and using SPSS version 24 software. As a result, internet marketing and e-WOM had a significant influence on brand awareness. In conclusion, it is expected that Starbucks Coffee Company can increase internet marketing and e-WOM so that people become aware of the presence of Starbucks Coffee Company as one of the cafes/hangouts that can be used as a hangout. © 2020, Universidad del Zulia. All rights reserved.

Author keywords

Brand; Internet marketing; Starbucks coffee

SciVal Topics [①](#)

Metrics

References (10)

[View in search results format >](#)



All

[Export](#)

[Print](#)

[E-mail](#)

[Save to PDF](#)

[Create bibliography](#)



1 Abubakar, A.M., Ilkan, M.

[Impact of online WOM on destination trust and intention to travel: A medical tourism perspective](#)

(2016) *Journal of Destination Marketing and Management*, 5 (3), pp. 192-201. [Cited 139 times](#).
<http://www.journals.elsevier.com/journal-of-destination-marketing-and-management/>
doi: 10.1016/j.jdmm.2015.12.005

[View at Publisher](#)



2 Aqsa, M., Kartini, D.
Impact of Online Advertising On Customer Attitudes and Interests Buy Online (Survey On Students of Internet Users in Makasar)” (2015) *International Journal of Scientific & Technology Research.*, 4 (4), pp. 230-236. [Cited 6 times](#).



3 Ahmad, I., Ahmad, S.B.

[The mediation effect of strategic planning on the relationship between business skills and firm's performance: evidence from medium enterprises in Punjab, Pakistan](#)

(2019) *Opcion*, 35 (SpecialEdition24), pp. 746-778. [Cited 88 times](#).
<http://produccioncientificaluz.org/index.php/opcion/article/download/30711/31760>



4 Sahar, Ahmad, I.

[Waste management analysis from economic-environment sustainability perspective](#)

(2019) *International Journal of Scientific and Technology Research*, 8 (12), pp. 1540-1543. [Cited 63 times](#).
<http://www.ijstr.org/final-print/dec2019/-Waste-Management-Analysis-From-Economic-environment-Sustainability-Perspective.pdf>



5 Ahmad, I., Ahmad, S.

[Multiple skills and medium enterprises' performance in Punjab Pakistan: A pilot study \(Open Access\)](#)

(2018) *Journal of Social Sciences Research*, 2018 (Special Issue 4), pp. 44-49. [Cited 115 times](#).
https://arpgweb.com/journal/journal/7/special_issue
doi: 10.32861/jssr.spi4.44.49

[View at Publisher](#)



6 Serra Cantallops, A., Salvi, F.

[New consumer behavior: A review of research on eWOM and hotels](#)

(2014) *International Journal of Hospitality Management*, 36, pp. 41-51. [Cited 417 times](#).
doi: 10.1016/j.ijhm.2013.08.007

[View at Publisher](#)



7 Husnain, M., Qureshi, I., Fatima, T., Akhtar, W.
“The Impact of Electronic Word of Mouth on Online Impulse Buying Behavior: The Moderating role of Big 5 Personality Traits” (2016) *Journal of Accounting & Marketing.*, 5 (4). [Cited 12 times](#).
Vol., N° 19. UK



8 Kotler, P., Keller, K.
(2016) *Marketing Management*. [Cited 8850 times](#).
Pearson Education Limited. New York. USA



9 Vidruska, R., Biruta, S., Inara, K.
Role of Internet Marketing for Exporting and Not Exporting Companies (Result of Recent Company Survey in Latvia) (2016) *European Integration Studies.*, 10, pp. 44-51.



10 Viktorin, V.M., Vasilev, D.V., Idrisov, E.S., Imasheva, M.
The Village Of Tatarskaya Bashmakovka–Archaeology And Ethnography (2019) *The History of the Golden Horde Heritage in the Lower Volga Region*.



Foster, B.; The University of Business and Informatics Indonesia Jl, Soekarno-Hatta No.643, Sukapura, Kiaracondong, Bandung City, West Java, Indonesia;
email:bobriset@unibi.ac.id

© Copyright 2020 Elsevier B.V., All rights reserved.

About Scopus

[What is Scopus](#)

[Content coverage](#)

[Scopus blog](#)

[Scopus API](#)

[Privacy matters](#)

Language

[日本語に切り替える](#)

[切换到简体中文](#)

[切换到繁體中文](#)

[Русский язык](#)

Customer Service

[Help](#)

[Contact us](#)

LINK TO SCIMAGOJR.COM

<https://www.scimagojr.com/journalsearch.php?q=13900154722&tip=sid>

also developed by scimago

SCIMAGO INSTITUTIONS RANKINGS

SJR

Scimago Journal & Country Rank

Enter Journal Title, ISSN or Publisher Name

Home

Journal Rankings

Country Rankings


Viz Tools

Help

About Us

Opcion

Country

Venezuela -  SJR Ranking of Venezuela

Subject Area and Category

Arts and Humanities

Arts and Humanities (miscellaneous)

Social Sciences

Social Sciences (miscellaneous)

Publisher

Universidad del Zulia

Publication type

Journals

ISSN


10121587

Coverage

2008-2019


Scope

La Revista OPCIÓN es una publicación auspiciada por el Departamento de Ciencias Humanas y por la División de Investigación de la Facultad Experimental de Ciencias de la Universidad del Zulia. Aparece tres veces al año en los meses de abril, agosto y diciembre de cada año. Es una publicación de ciencias sociales y humanas, con énfasis en antropología, ciencias de la comunicación y de la información, filosofía, lingüística y semiótica, problemas del desarrollo, la Ciencia y la tecnología. El Comité Editorial podrá decidir la ampliación de sus áreas temáticas en las ciencias sociales, según la demanda que surja al respecto. Es financiada por el Consejo de Desarrollo, Científico, Humanístico y Tecnológico (CONDES). La Revista OPCIÓN publica trabajos originales con avances o resultados de investigación; revisiones en español, francés, portugués, italiano o inglés, reseñas y resúmenes de investigación culminadas o de publicaciones recientes, ensayos, comunicaciones rápidas, cartas al editor, notas técnicas, noticias, reseñas, documentos, así como entrevistas. Todos referidos a las áreas que publica la revista. Sus objetivos son: 1 Estimular la investigación en las áreas de las Ciencias Humanas y Sociales y contribuir con el progreso científico de las mismas, mediante la divulgación de resultados de las investigaciones en esos campos del saber. 2 Constituirse en un espacio editorial donde puedan confrontarse y discutirse las más avanzadas ideas en las áreas científicas mencionadas.

 Homepage

[How to publish in this journal](#)

[Contact](#)

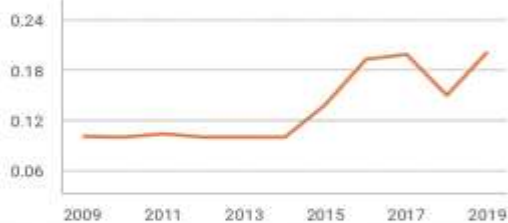
 Join the conversation about this journal

14

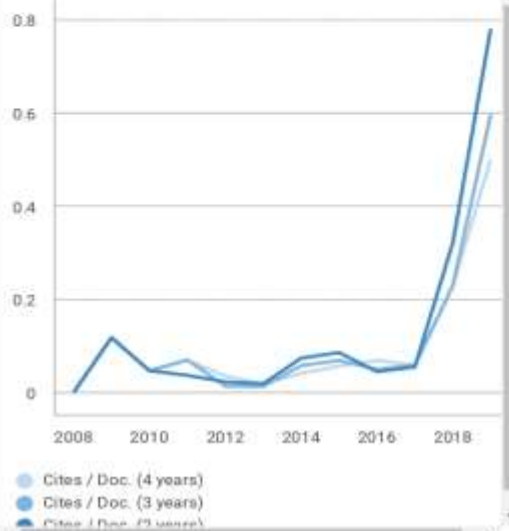
H Index

Arts and Humanities (miscellaneous)

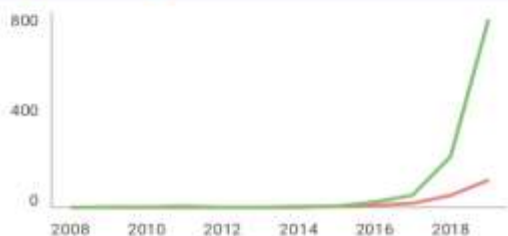
● SJR



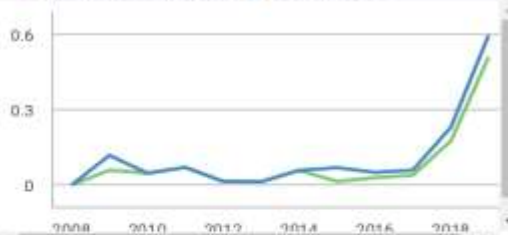
Citations per document



● Total Cites ● Self-Cites



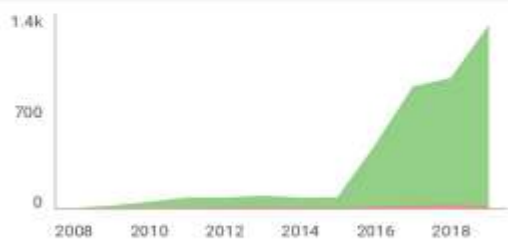
● External Cites per Doc ● Cites per Doc



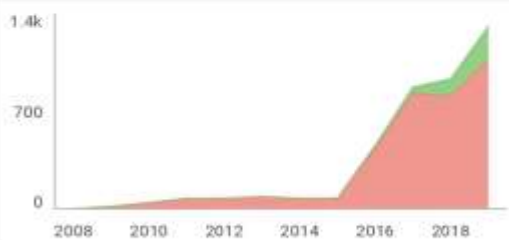
● % International Collaboration



● Citable documents ● Non-citable documents



● Cited documents ● Uncited documents



Show this widget in your own website

Opcion

**Q3**

Arts and Humanities (miscellaneous)
best quartile

SJR 2019
0.2



powered by scimagojr.com

Just copy the code below and paste within your html code:

```
<a href="https://www.scima
```



Lina 2 weeks ago

Dear Scimagojr,
Please give me information weather this journal still indexed by scopus or not?
Or it is out of coverage already?
And may I know the exact month when it is discontinue? Thanks

↩ reply



Melanie Ortiz 2 weeks ago

SCImago Team

Dear Lina,
Thank you very much for your comment.
All the metadata have been provided by Scopus /Elsevier in their last update sent to SCImago, including the Coverage's period data. The SJR for 2019 was released on June 2020, 11. We suggest you consult the Scopus database directly to see the current index status as SJR is a static image of Scopus, which is changing every day.
For further information, please contact Scopus support directly here:
https://service.elsevier.com/app/answers/detail/a_id/14883/kw/scimago/supporthub/scopus/
Best Regards, SCImago Team



Hamed 2 weeks ago

Dear Melanie Ortiz,

Is this journal still indexed by Scopus in 2020 or its already taken out?

↩ reply



Melanie Ortiz 2 weeks ago

SCImago Team

Dear Hamed, thank you very much for your comment. We suggest you consult the

LINK TO SCOPUS.COM

<https://www.scopus.com/sourceid/13900154722>

Filter refine list

Apply Clear filters

Display options

☐ Display only Open Access journals

Counts for 4-year timeframe

☒ No minimum selected

☐ Minimum citations

☐ Minimum documents

CiteScore highest quartile

1 result

[Download Scopus Source List](#) [Learn more about Scopus Source List](#)

☐ All

[Export to Excel](#)

[Save to source list](#)

View metrics for year: 2019

	Source title ↓	CiteScore ↓	Highest percentile ↓	Citations 2016-19 ↓	Documents 2016-19 ↓	% Cited ↓
<input type="checkbox"/> 1	Option: Open Access	0.5	73% 39/143 General Arts and Humanities	1,146	2,329	14

Top of page